

July 2019

SPARE PARTS

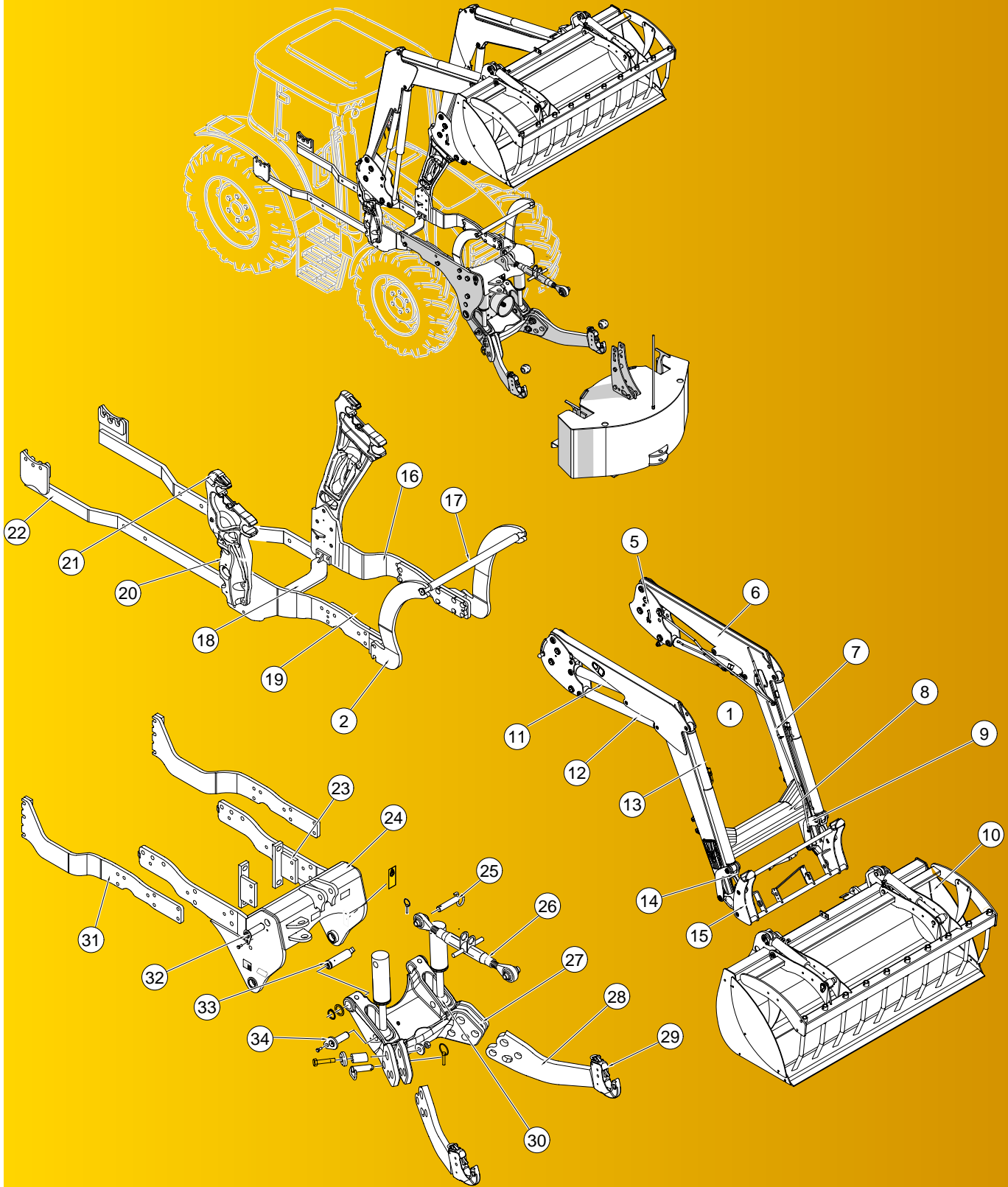
RETROFIT PARTS (options on MX products already in service)

www.m-x.eu



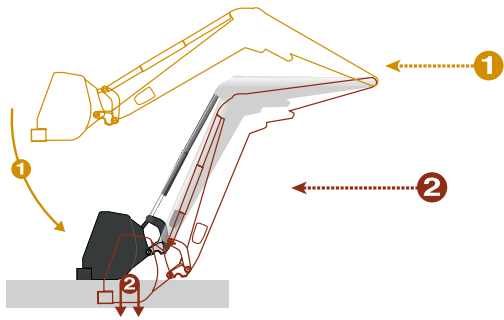
MX 
RAISE YOUR EXPECTATIONS

1. GLOSSARY



- | | | | |
|--------------------|---|------------------------|----------------------------------|
| 1 Loader | 11 PCH ram
(hydraulic parallelogram) | 20 Bracket brace | 30 Ram bearing neck |
| 2 Front guard | 12 Lifting ram | 21 Bracket head | 31 Linkage chassis |
| 3 Weight | 13 Dumping ram | 22 Rear reinforcement | 32 Ram barrel pin |
| 4 Front linkage | 14 Crowding connecting rod | 23 Front bracket | 33 Pivot point pin linkage frame |
| 5 Loader frames | 15 Implement carrier | 24 Front linkage frame | 34 Ram rod pin |
| 6 Bare boom | 16 Bracket frame | 25 3rd link pin | |
| 7 Indicator rod | 17 Front guard bar | 26 3rd link bar | |
| 8 Loader cross-bar | 18 Central cross bar | 27 Linkage frame | |
| 9 Crank | 19 Bracket chassis | 28 Arm | |
| 10 Implements | | 29 Hook | |

(Old Version)

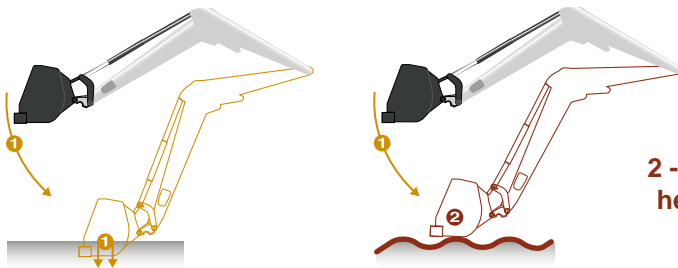


- 1 - Descent
Single action (SA)
- 2 - Support
Double Action (DA)

Neutral



(New Version)



- 1 - Descent
Double Action (DA)
- 2 - Floating position
held at ground (FP)

Neutral







BE COMPETITIVE!

2. MECHANICAL

Wear bushes

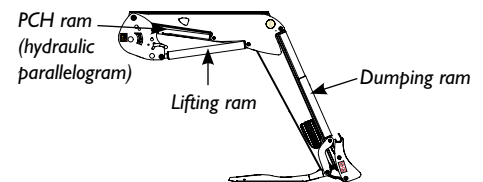
Reference	Name $\varnothing A \times \varnothing B / h$	Illustration
		
304731	Wear bush 25 x 28 / 20	
304732	Bimetal wear bush 30 x 34 / 20	
304721	Steel wear bush 30 x 38 / 22	
304733	Bimetal wear bush 35 x 39 / 20	
304734	Bimetal wear bush (MX150/ U6, U8, U10, U12/U300) 35 x 39 / 30	
304725	Bimetal wear bush 40 x 44 / 20	
304722	Bimetal wear bush 40 x 44 / 30	
524788	Wear bush 40 x 44 / 60 Arcor (T400 series)	

Pins + bushes kit: Complete

Reference	Name	Models	Illustration
328602	MX 40.55 40.70 40.85 6000		
328600	MX 60 80 100 120		
519025	MX 60.5 80.5 100.5 120.5		
328601	MX 150 and MX 155 MX 150.5 and MX 155.5		
506714	MX Technic T series before 01/2010	MX T8 to T15	
523007	MX Technic TS series before 01/2010	MX T8S to T12S	
519026	MX Technic T series from 01/2010	MX T8 to T15	 
518624	MX Utility 09 before 2010	MX U8/U10/U12	
522928	MX Utility 09 before 2010	MX U6	
522929	MX Utility U09 after 2010 and U300 series MX U400 series	MX U6 MX U303 to U306 MX U403 to U406	

Reference	Name	Models	Illustration
519690	MX Utility U09 and U300 series MX U400 series	MX U8 to U12 MX U307 to U312 MX U407 to U412	
527875	MX T400 series	MX T408 to T412	
527876	MX T400 series	MX T414 to T418	
548555	MX U100 series	MX A104 / A106/ A110	

Pins + bushes kit: Dumping



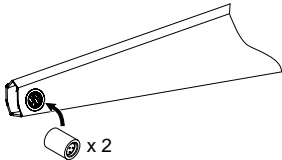
Reference	Name	Models	Illustration
506715	MX Technic T series before 01/2010	MX T8 to T15	
519028	MX Technic T series from 01/2010	MX T8 to T15	
518625	MX Utility 09 before 2010	MX U8 / U10 / U12	
522930	MX Utility 09 before 2010	MX U6	
522932	MX Utility U09 after 2010 and U300 series MX U400 series	MX U6 / U303 to U306 MX U403 to U406	
527877	MX T400 series	MX T408 to T412	
527878	MX T400 series	MX T414 to T418	
519694	MX Utility U09 version 2010 and U300 series MX U400 series	MX U8 to U12 MX U307 to U312 MX U407 to U412	
548559	MX U100 series	MX A104/A106/A110	

Repair kit, lower arm end-piece (RH + LH)

Reference	Name	Illustration
308844	MX 60 to MX 120	
308844	MX 60.5 to MX 120.5	
336995	MX 150 and MX 155 MX 150.5 and MX 155.5	
520366	MX Technic series T06 / T400 MX Utility series U09 / U300 / U400	

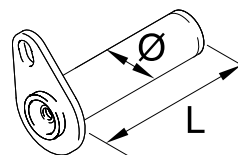
Repair kit, upper arm end-piece (RH + LH)

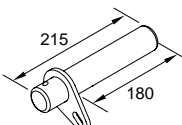
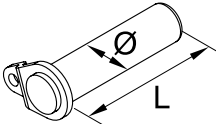
Reference	Name	Illustration
326087	MX 60 to MX 120	
326087	MX 60.5 to MX 120.5	
326088	MX 150 and MX 155 MX 150.5 and MX 155.5	

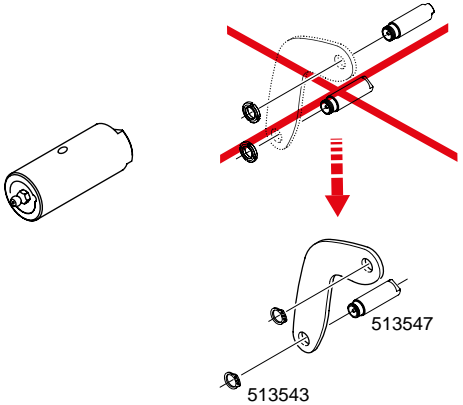
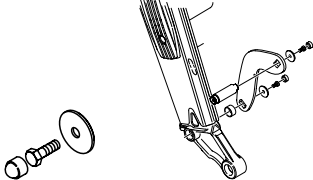
Reference	Name	Illustration
521532	MX Technic series T06 / T400 MX Utility series U09 / U300 / U400	

Loader pins (length under head)

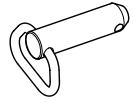

Reference	Name $\varnothing \times L$	Illustration
309650	25 x 82 pin	
309651	25 x 113 pin (replaces 089118 25 x 104 pin MX 255)	
311751	25 x 175 pin	
307316	30 x 85 pin + Grease nipple	
517647	30 x 89 pin + Grease nipple (base-end PCH ram after 01/2010)	
312835	30 x 90 pin for MX 260 hydraulic package	
307317	30 x 108 pin + Grease nipple (pin on Master-Attach 97 Implement carrier)	
307322	30 x 108 pin + 3 hole Grease nipple	
520826	30 x 117 pin + Grease nipple	
312065	30 x 118 pin Without Grease nipple	
307318	30 x 118 pin + Grease nipple	
307323	30 x 124 pin + Grease nipple + 1 $\varnothing 8$ mm hole	
307319	30 x 135 pin + Grease nipple (replaces 089151/FB8915100)	
307324	30 x 150 pin + Grease nipple + Drilled part (replaces 089181)	
311224	30 x 155 pin + Grease nipple + Drilled Part	
313717	30 x 182 pin + Grease nipple + Drilled Part (replaces 311754)	
311964	35 x 85 pin + Grease nipple	
517661	35 x 90 pin + Grease nipple	
517666	35 x 99 pin + Grease nipple (lower pin implement carrier T evolution loaders)	
307320	35 x 100 pin + Grease nipple (lower pin implement carrier MX 80/100/120)	
333394	35 x 110 pin + Grease nipple (Fitlock II MX .5 frames)	
504856	35 x 116 pin + Grease nipple	
311186	35 x 120 pin + Grease nipple	
517670	35 x 122 pin + Grease nipple + groove (T Range)	
307321	35 x 130 pin + Grease nipple (1/2 Fitlock frame MX 80/100/120)	
504860	40 x 134 pin + Grease nipple (1/2 Fitlock frame IT06)	
526628	40 x 134 pin (Master-Attach/Faucheux blanc)	
311223	40 x 130/170 pin + Threaded Grease nipple/31122, HM24 P:3 8 nut MX150/T15	
304581		
311327	40 x 175 pin + Grease nipple	




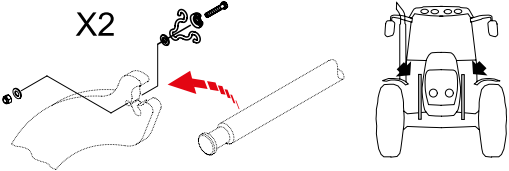

Reference	Name Ø x L	Illustration
328469	30 x 215 pin	
517651	30 x 115 pin + Grease nipple + Drilled Part	
503042	30 x 112 pin + Grease nipple + Drilled Part	
517677	35 x 136 pin + Grease nipple	
517683	40 x 141 pin + Grease nipple (additional pin Fitlock II frame after 01/2010)	
517690	40 x 112 pin + Grease nipple (additional pin Implement carrier after January 2010)	

Reference	Name Ø x L	Illustration
503161	30 x 80.5 pin (base-end PCH ram before 01/2010)	
503036	35 x 80.5 pin	
503038	35 x 96.5 pin (upper pin implement carrier)	
513547	35 x 118 pin + groove (dumping)	
506874	35 x 119 pin	
503048	35 x 129.5 pin (lower pin Fitlock II frame lifting ram rod)	
503050	40 x 106.5 pin (lower pin implement carrier)	
503052	40 x 129.5 pin (upper pin Fitlock II frame before 2010)	
513543	Circlips 2 mm thick reinforced (for grooved pin)	
503597	Nut cover	
505885	Pre-pasted screw	
503333	Washer	

Front linkage pins




Reference	Name Ø x L	Illustration
331101	Locking spindle Ø30 x 82/110	
306525	Locking spindle Ø30 x 100/128 MX P19/R28/ R38/ R53	
517751	Locking spindle Ø35 x 129.5 (cast linkage frame)	
331536	35 x 183 pin + Grease nipple	
312586	40 x 120 pin (linkage frame pin)	
331483	Pin 30 x 180 + Grease nipple	

Miscellaneous kit

Reference	Name	Illustration
329142	AD90 bracket repair kit *	
504638	Protective bar assembly kit	
516085	Handles kit for Fitlock II frames (for AD05**)	

* AD90 (from 1990 to 2005)
** AD05 (since 2005)

Parking stand covers (right-hand = left-hand)

Reference	Name	Illustration
MX T6: 523430 MX T8.T16: 519245 MX U6..U12: 523424 MX U300 - T400: 523424	TECHNIC RANGE T06 from 01/2010 RANGE U09 U300 and T400 series	
503483	TECHNIC RANGE T06 before 01/2010	
311282	TECHNIC RANGE MX60 - 155	

3. HYDRAULICS

Ram seals, U09, U300 series,
U400 series & A100 series



Reference	Name	Loader type
503382	Seal kit for lifting ram	U303, U304, U403, U404
518162	Seal kit for lifting ram	U6, U6//, U305, U306, U405, U406
328593	Seal kit for lifting ram	U8, U10, U10//, U12//, U307, U309, U310, U312, U407, U409, U410, U412
503382	Seal kit for lifting ram	U8//, U308, U408
503385	Seal kit for lifting ram	U414
548624	Seal kit for lifting ram	A104
548625	Seal kit for lifting ram	A106
548626	Seal kit for lifting ram	A110
518152	Seal kit for dumping ram	U6, U6//, U303, U304, U403, U404, U405, U406
518135	Seal kit for dumping ram	U8, U8//, U10, U10//, U12// U307, U308, U309, U310, U312, U407, U408, U409, U410, U412
547981	Seal kit for dumping ram	U414
535668	Seal kit for dumping ram	A104
548628	Seal kit for dumping ram	A106
548629	Seal kit for dumping ram	A110

// = loader with mechanical parallelogram

Ram seals, T06 and T400 series
ranges



Reference	Name	Loader type
518162*	Seal kit for lifting ram	T6, T406,
503382	Seal kit for lifting ram	T8, T408,
328593	Seal kit for lifting ram	T10, T408+, T410
503385	Seal kit for lifting ram	T12, T410+, T412, T414
503389	Seal kit for lifting ram	T15 / T16, T417 / T418
550326	Seal kit for lifting ram	T412+
503445	Seal kit for dumping ram	T6, T406
503424	Seal kit for dumping ram	T8, T10, T408, T408+, T410,
503434	Seal kit for dumping ram	T12, T15 / T16, T410+, T412, T412+, T414
528940	Seal kit for dumping ram	T417 / T418
328588	Seal kit for PCH ram	T6, T406,
503407	Seal kit for PCH ram	T8, T10, T408, T408+, T410
328596	Seal kit for PCH ram	T12, T15 / T16, T410+, T412, T412+, T414
528942	Seal kit for PCH ram	T417 / T418

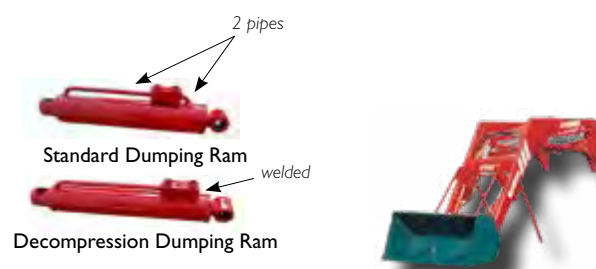
* if interior ram barrel diameter is equal to 55 mm: 503393



Ram seals, TECHNIC ranges

Reference	Name	Loader type
328587	Seal kit for lifting ram	MX 40/MX 40.5, MX FR
328584	Seal kit for lifting ram	MX 60, MX 60.5
Reference	Name	Loader type
328592	Seal kit for lifting ram	MX 80, MX 80.5
328593	Seal kit for lifting ram	MX 100, MX 100.5
328590	Seal kit for lifting ram	MX 120, MX 120.5
328595*	Seal kit for lifting ram	MX 150 / MX 150.5, MX 155 / MX 155.5
328589	Seal kit for dumping ram	MX 40/MX 40.5, MX FR, MX 60, MX 60.5
328591	Seal kit for dumping ram	MX 80, MX 80.5, MX 100, MX 100.5
328597	Seal kit for dumping ram	MX 120, MX 120.5, MX 150 / MX 150.5, MX 155 / MX 155.5
328588	Seal kit for PCH ram	MX 40/MX 40.5, MX FR, MX 60, MX 60.5
328594	Seal kit for PCH ram	MX 80, MX 80.5, MX 100, MX 100.5
328596	Seal kit for PCH ram	MX 120, MX 120.5, MX 150 / MX 150.5, MX 155 / MX 155.5

* if interior ram barrel diameter is equal to 80 mm: 305349 + 305348





Ram seals, RED ranges

Reference	Name	Loader type
305261	Seal kit for single action lifting ram	MX 40.55
305263	Seal kit for single action lifting ram	MX 40.70
305266	Seal kit for single action lifting ram	MX 40.85
305267	Seal kit for single action lifting ram	MX 6000
305321	Seal kit for dual action lifting ram	MX 40.FR
305315	Seal kit for dual action lifting ram	MX 40.55
305324	Seal kit for dual action lifting ram	MX 40.70
305341	Seal kit for dual action lifting ram	MX 40.85
305347	Seal kit for dual action lifting ram	MX 6000
305306	Seal kit for standard dumping ram	MX 40.FR, MX 40.55, MX 40.70
305310	Seal kit for standard dumping ram	MX 40.85, MX 6000
305275	Seal kit for PCH ram	MX 40.FR, MX 40.55, MX 40.70
305279	Seal kit for PCH ram	MX 40.85, MX 6000
305309	Seal kit for left dumping ram (decompression)*	MX 40.FR, MX 40.55, MX 40.70
305313	Seal kit for left dumping ram (decompression)*	MX 40.85, MX 6000



* Only if single action + PCH lifting ram.

Hoses





Reference	Name	Illustration
516968	Hose protection sheath All loader models Black polyester sheath L: 850 mm	
305633	3rd function hoses MX 60 - 80 - 100 - 120 - 150 - 155 loaders Hose 1/2 - M15 (90°) - ET15 (90° - 70) L: 750 mm	
305632	3rd function hoses MX 60 - 80 - 100 - 120 - 150 - 155 loaders Hose 1/2 - M15 (90°) - ET15 (90° - 46) L: 750 mm	

Bulk head plate

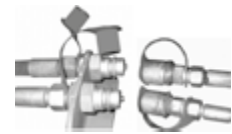


Reference	Name	Illustration
305697	ISO male coupling	
305696	ISO female coupling	
506176 10 blue seals kit, Ø20.29 mm x 2.62 mm	Blue O-ring seal, female ISO coupling (90 Shore)	

Compact Loader - Green Spaces

Reference	Name	Illustration
305680	Male coupling (3/8) with MX control valve	
305678	Male coupling (3/8) with original control valve	
305679	Female coupling (3/8)	
320171	Seal for female coupling (90 Shore)	

Loader / Implement All loaders (ISO)



Reference	Name	Illustration
305684***	Male coupling ISO (X = 25 mm, Ø18 mm)	
305697***	Male coupling ISO (X = 27 mm, Ø22 mm)	
305690	ISO female coupling	
506176 10 blue seals kit, Ø20.29 mm x 2.62 mm	Blue O-ring seal, female ISO coupling (90 Shore)	
305408 x 1 red seal (formerly green)	Red o-ring seal, female NS coupling (90 Shore)	

*** Technic Range = part no.: 305697 – red range = part no.: 305684.

SPEED-LINK

Reference	Name	Illustration
305708	NS male coupling (face plate)	
305709	NS female coupling (face plate)	
305408 x 1 red seal (formerly green)	Red o-ring seal, female NS coupling (90 Shore)	
525215	SPEED-LINK plug reconditioning kit with springs	

Accumulators

Reference	Name	Illustration
305842	Accumulator 0.6L Ø122 mm (replaces accumulator 0.75L, ref 305843)	
538356	Accumulator 0.6L Ø108 mm	
501312	Low pressure accumulator (0.16L)	

4. MACH SYSTEM

Hydraulic couplings

(old range / new range)

ISO: gauge point and NS: face plate

MACH 90 (red handle)

MX 40.55 to 6000 Serial No. < 10000



L: 150 mm / W: 100 mm / H: 140 mm

Reference	Name	Illustration
300516	Cover	
305686	ISO male coupling (X = 14 mm)	
305687	ISO female coupling	
506176 10 blue seals kit, Ø20.29 mm x 2.62 mm	Blue O-ring seal, female ISO coupling (90 Shore)	
312007	Locking refurbishment kit	

MACH 92 (grey handle)

MX 40.55 at 6000m Serial No. > 10000

341810 : Base

341812 : Housing



L: 165 mm / W: 120 mm / H: 110 mm






Reference	Name	Illustration
300518	Covers	
305688 x 4	ISO male coupling 22x150 (X=44 mm)	
305692 x 1	ISO male coupling 18x150 (X=44mm)	
305690 x 4	ISO female coupling 22x150	
305694 x 1	ISO female coupling 18x150	
506176 10 blue seals kit, Ø20.29 mm x 2.62 mm	Blue O-ring seal, female ISO coupling (90 Shore)	
312020	Locking refurbishment kit	

MACH 2000

MX FR to MX 155 - Ranges T06, U09 - Ranges T400 series, U300 series







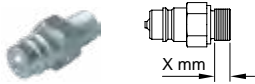

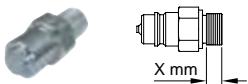

Reference	Name	Illustration
528388	MACH housing on loader (NS) (Sealed NS couplings)	
528631	MACH base for control (NS) (Sealed NS couplings) Original tractor	
300520	MACH 2000 cover	
313693	Cover unit MACH 2000 (spring + pin)	
313953	Skirt unit MACH 2000	
305697*	ISO male coupling (X = 27 mm)	
305688	ISO male coupling (X = 44 mm)	
305686**	ISO male coupling (X = 14 mm)	
305698	ISO female coupling	
524782 527432	NS male coupling (face plate) 5 coupling kit (5 x 524782) (X = 44 mm)	
524765 527430	NS female coupling (face plate) 5 coupling kit (5 x 524765)	
305708 527431	NS male coupling (face plate) 5 coupling kit (5 x 305708) (X = 27 mm)	
506176 10 blue seals kit, Ø20.29 mm x 2.62 mm	Blue O-ring seal, female ISO coupling (90 Shore)	
305408 x 1 red seal (formerly green)	Red o-ring seal, female NS coupling (90 Shore)	

313695	Coupler Ø10 mm	
506477	Coupler Ø16 mm	
522475	Pro/Flex/Tech intermediary plate	
305352	Pro/Flex/Tech under-plate seal	
319943	Tank kit replaces former tank, no longer delivered * All ranges	

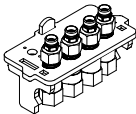
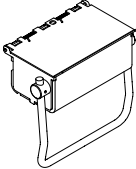
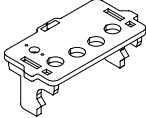
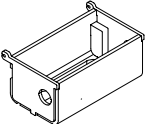
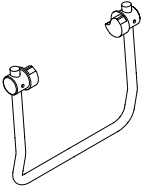
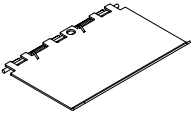
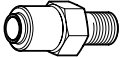


* If the 5 male couplings are the same length, order 5 x part no.: 305697.

** If 4 of the couplings are the same length and the 5th is shorter, order 4 x part no.: 305688 + 1 part no.: 305686.

MACH 2

Reference	Name	Illustration
336039	Male MACH 2 plug (NS) (Sealed NS couplings)	
527895	Female MACH 2 unit (NS) (Sealed NS couplings)	
300519	Cover	
549518	Spool Mach 2	
540648	ISO male coupling (X=27 mm)	
305698	ISO female coupling	
540278	NS male coupling (face plate) (X=27 mm)	
524765	NS female coupling (face plate)	
305979	Nut	
506176	Blue O-ring seal, female ISO coupling (90 Shore)	
10 blue seals kit, Ø20.29 mm x 2.62 mm		
305408	Red o-ring seal, female NS coupling (90 Shore)	
x 1 red seal (formerly green)		

MACH COMPACT







Reference	Name	Illustration
540989	Mach compact complete housing (with 3rd function)	
540988	Mach compact complete base (with 3rd function)	
539215	Mach compact bare housing	
539156	Mach compact bare base	
539193	Mach Compact cam assembly	
539191	Cover	
539189	NS male coupling	
524765	NS female coupling	
334226	Mach support	







MX 460 - 480 - 600, MX 260 - 280
 MX 20.55 - 20.70, MX 40.55 - 40.70 - 40.85, MX 6000
 MX 40FR

1994 to 1997



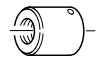


Monolevers (plastic socket)

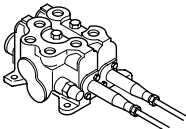




Reference	Name	Illustration
Part not available Replaced by 326084	3 function 1 button monolever	
Part not available Replaced by 326084	4 function 2 button monolever	
326084	4 function 2 button monolever (no detailed electronic card)	
326085	6 function 4 button monolever (no detailed electronic card)	
316204	2 button handle (no detailed electronic card)	
316203	4 button handle (no detailed electronic card)	

Reference	Name	Illustration
306256	Cap (First generation handle)	
306244	Switch (First generation handle)	
300652	Aluminium yoke	
300655	Fixed coupling ball	
300648	Control unit (includes aluminium yoke + fixed coupling ball)	
300651	Bellows	

Cables

Reference	Name	Illustration
319736	Total length: 1100 mm	 <p style="text-align: right;">nut</p>   <p style="text-align: center;">319758</p>
300680	Total length: 1300 mm	
300679	Total length: 1500 mm	
300668	Total length: 1800 mm	
300669	Total length: 2100 mm	
300675	Total length: 2400 mm	
300676	Total length: 2800 mm	
300677	Total length: 3000 mm	
300670	Total length: 3200 mm	
300678	Total length: 3400 mm	
300671	Total length: 3600 mm	
300672	Total length: 3800 mm	
300673	Total length: 4000 mm	
300674	Total length: 4200 mm	

Distribution support









Reference	Name	Illustration
		
SM12/SPI2. Control valve under tractor cab		
300619	Cable / spool linkage kit for aluminium socket monolever (cup with 2 flats - L: 95 mm)	
305811	Internal seal kit SM12 (open centre)	
300681	Cable / spool linkage kit for plastic socket monolever (housing with 6 flats - L: 90 mm)	
305810	Internal seal kit SPI2 (Load Sensing)	

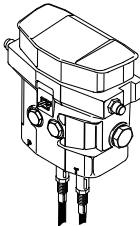

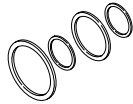

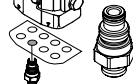
MX 60 - 80 - 100 - 120 - 150
 MX T6 - T8 - T10 - T12 - T15 - T16
 MX U6 - U8 - U10 - U12

1997 to 03/2013




PROPILOT - Single Action / Double Action Hydraulics (SA/DA)

Reference	Name	Illustration
326084	4 function 2 button monolever	
326085	6 function 4 button monolever	
316204	2 button handle	
316203	4 button handle	
300652	Aluminium yoke	
300655	Fixed coupling ball	
300648	Control unit (includes aluminium yoke + fixed coupling ball)	
300651	Bellows	

Reference	Name	Illustration
		
300682	Cable / spool linkage kit (cup with 2 flats - L: 54 mm)	
327453	Internal seal kit	
329453	Union for external pressure tapping: for front linkage connection (M12)	
305802	Union for external pressure tapping: for additional hydraulic function (M15)	

Cables







Reference	Name	Illustration
319736	Total length: 1100 mm	
300680	Total length: 1300 mm	
300679	Total length: 1500 mm	
300668	Total length: 1800 mm	
300669	Total length: 2100 mm	
300675	Total length: 2400 mm	
300676	Total length: 2800 mm	
300677	Total length: 3000 mm	
300670	Total length: 3200 mm	
300678	Total length: 3400 mm	
300671	Total length: 3600 mm	
300672	Total length: 3800 mm	
300673	Total length: 4000 mm	
300674	Total length: 4200 mm	




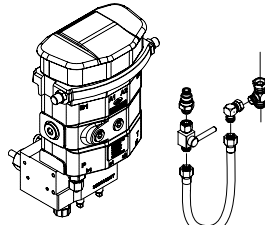
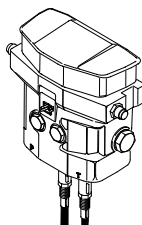


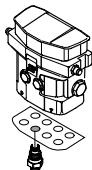
MX T406 - T408 - T410 - T412 - T417 - T418
 MX U303 - U304 - U305 - U306 - U307
 MX U308 - U309 - U310 - U312



from 04/2013

PROPILOT - 2 Double Action + Floating Position Hydraulics (2DA + FP)


Reference	Name	Illustration
524829	3 button monolever (no detailed card)	
524830	7 button monolever (no detailed card)	
525147	Three-button handle (no detailed card)	
525156	7 button handle (no detailed card)	
300652	Aluminium yoke	
300655	Fixed coupling ball	
300648	Control unit (includes aluminium yoke + fixed coupling ball)	

Reference	Name	Illustration
526075	Bellows	
536404	Replacement kit - 2-button card	
536405	Replacement kit - flexible keypad	
530671	Single action kit on hydraulic control valve - Manual activation	
534798	2nd SHOCK ACCUMULATOR SYSTEM kit *To optimise the low load suspension	
300682	Cable / spool linkage kit (cup with 2 flats - L: 54 mm)	
327453	Internal seal kit	
329453	Union for external pressure tapping: for front linkage connection (M12)	 <p>M12 or M15</p>
305802	Union for external pressure tapping: for additional hydraulic function (M15)	

Monolever for Compact Loaders

Reference	Name	Illustration
524828	Monolever without buttons (no detailed card) from 04/2013	
328967	2 function monolever without button (for EV) before 04/2013	
328968	Handle without button before 04/2013	
525154	Handle without button from 04/2013	

Cables






Reference	Name	Illustration
319736	Total length: 1100 mm	
300680	Total length: 1300 mm	
300679	Total length: 1500 mm	
300668	Total length: 1800 mm	
300669	Total length: 2100 mm	
300675	Total length: 2400 mm	
300676	Total length: 2800 mm	
300677	Total length: 3000 mm	
300670	Total length: 3200 mm	
300678	Total length: 3400 mm	
300671	Total length: 3600 mm	
300672	Total length: 3800 mm	
300673	Total length: 4000 mm	
300674	Total length: 4200 mm	








MX 60 - 80 - 100 - 120 - 150
 MX T6 - T8 - T10 - T12 - T15 - T16
 MX U6 - U8 - U10 - U12



2005 to 03/2013

FLEXPILLOT - Single Action / Double Action Hydraulics (SA/DA)

Reference	Name	Illustration
332888	2 button handle (no detailed electronic card)	
332887	4 button handle (no detailed electronic card)	
332829	Upper bellows	
332918	Lower bellows	
500952	Fixing nut + Olive	
512604	Flexpilot control valve complete seal kit (compressor)	
534495	Hose repair kit	
501312	Low pressure accumulator (0.16L)	
332838	Flexpilot CO monolever unit (open centre) 4 functions, 2 buttons	
332839	Flexpilot LS monolever unit (load sensing) 4 functions, 2 buttons	

Reference	Name	Illustration
333816	Hose set	
517302	Hose	
524292	Low pressure cylinder head Open Centre <i>(before 04/2013)</i>	
524293	Low pressure cylinder head Load Sensing <i>(before 04/2013)</i>	
550873	Low pressure cylinder head Open Centre <i>(after 04/2013)</i>	
548630	Low pressure cylinder head Load Sensing <i>(after 04/2013)</i>	
526813	Flexpilot monolever seal kit before 04/2013 (steel socket)	






MX T406 - T408 - T410 - T412 - T417 - T418
 MX U303 - U304 - U305 - U306 - U307
 MX U308 - U309 - U310 - U312



from 04/2013

Flexpilot - 2 Double Action + Floating Position Hydraulics (2DA + FP)


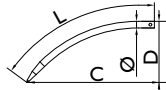


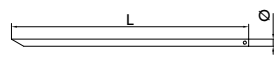

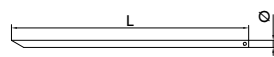

Reference	Name	Illustration
525156	7 button handle	
529480	Upper bellows	
526074	Lower bellows	
500952	Fixing nut + Olive	
512604	Flexpilot control valve complete seal kit (compressor)	
534495	Hose repair kit	
501312	Low pressure accumulator (0.16L)	
333816	Hose set	

Reference	Name	Illustration
517302	Hose	
536404	Replacement kit - 2-button card	
536405	Replacement kit - flexible keypad	
529606	Complete monolever	
536406	Replacement kit - flexible keypad Tech3	

Reference	Name	Illustration
517647	Pin 1: Ø30 x L89 mm	
523150	Pin 2: Ø30 x L135 mm	


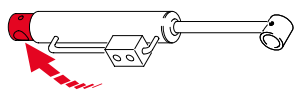
Tines

Reference	Specifications	Models	Illustration
300537	Ø25 L: 440 mm (BMS / GF before 1997)		
300536	Ø25 L: 560 mm (BMS / GF before 1997)		
300535*	Ø25 L: 560 mm (BMS / GF before 1997)		
521828	Ø25 L: 400 mm (BMSC 118)		
504664	Ø25 L: 436 mm (BMS 130 - 150)		
300540	Ø28 L: 440 mm (BMS until 2012)		
300539	Ø28 L: 560 mm (BMS until 2012)		
523098	Ø29.5 L: 560 mm (BMS from 2012)		
300526	Ø35 L: 860 mm (BF / BFU / CG / CGU)		
300530	Ø35 L: 1200 mm (BR15 / L40)		
300528	Ø30 L: 760 mm BR20		
300531	Ø30 L: 1200 mm		
300529	Ø35 L: 760 mm		
521691	Ø40 L: 1000 mm (MNB V6000 / V7000 - L6000 / L500)		
300532	Ø40 L: 1200 mm (L500 / L6000 - V6000 / V7000)		
300533	Ø40 L: 1400 mm		
300541	Ø30 L: 660 mm BD / BMSA / CGA		
542816	Ø 35 L: 670 mm BMSA MO / HO / HDO after 2015		
300538	Ø25 L: 560 mm		
524810	Ø40 L: 1400 mm (MNB L500)		
300542	Ø45 L: 1000 mm (BFA 230 - 250)		

Reference	Specifications	Models	Illustration
514733	Ø25 L: 440 mm C = 386 mm D = 125 mm Manubal V40...V6000, WV500		
300546	Ø25 L: 550 mm C: 480, D: 230 Manubal 130...660		
300547	Ø25 L: 550 mm C: 370, D: 320 Feeding bucket fixed grab		
311407	Ø25 L: 650 mm Compact manure fork		
519647	Ø25 L: 500 mm Muck bucket		

* Corner tine

Ram seal kits - implements

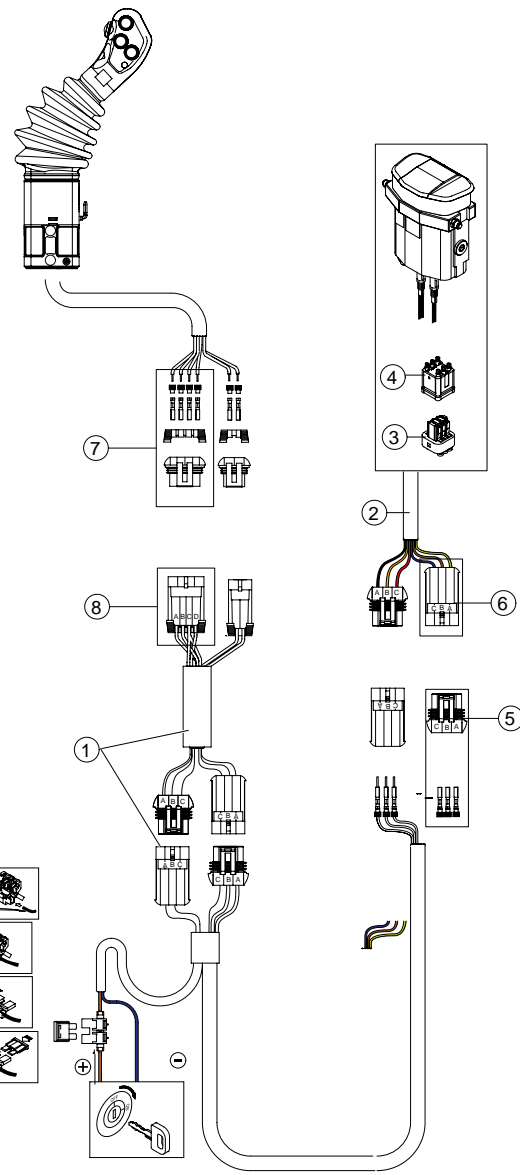
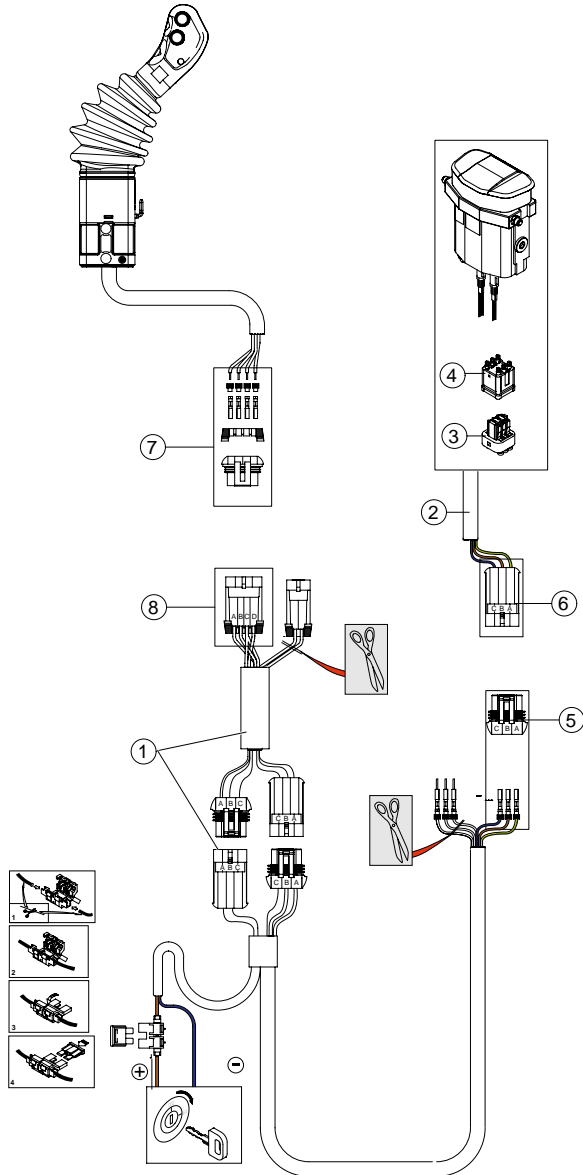
Reference	Name	Ø Rod x Ø Piston x Ø Barrel	Illustration
Seal kit	ram		
305307	304996 Ram Ø35 x 63 / 200 clevis type only on BMS before 2012	35 x 63 x 71	
525393	523038 Ram Ø35 x 63 / 200 clevis type only BMS after 2012	35 x 63 x 71	
305311	replaced par 304996 Ram Ø35 x 70 / 200 clevis type	35 x 70 x 80	
305289	304942 Ram Ø30 x 60 / 200	30 x 60 x 70	
305301	304954 Ram Ø35 x 60 / 250	35 x 60 x 70	
305306	304990 Ram Ø35 x 63 / 300	35 x 63 x 73	

7. ELECTRIC

Until 03/2013

3-4 functions

5-6 functions

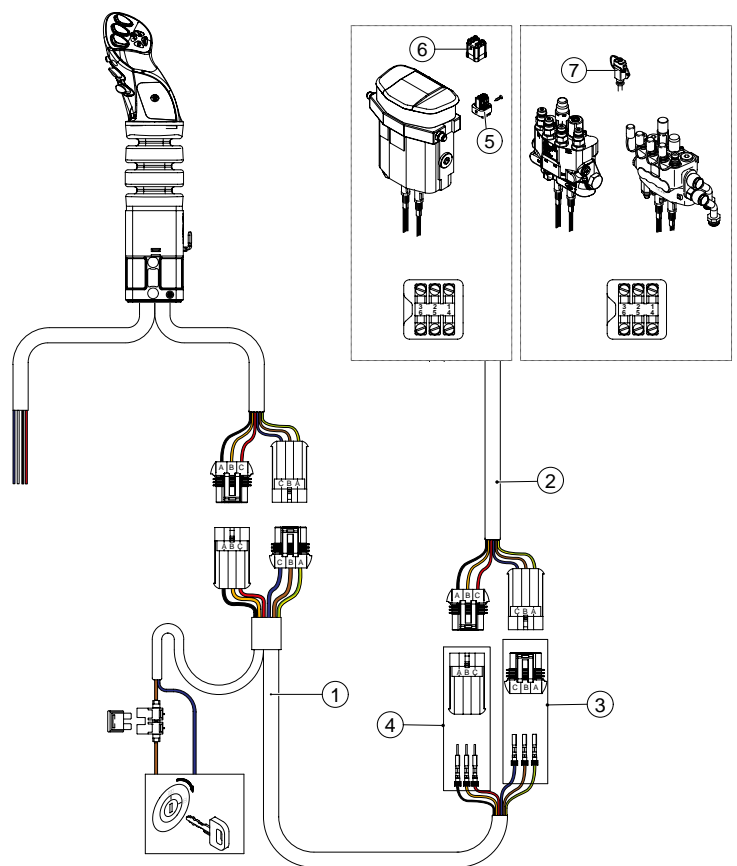
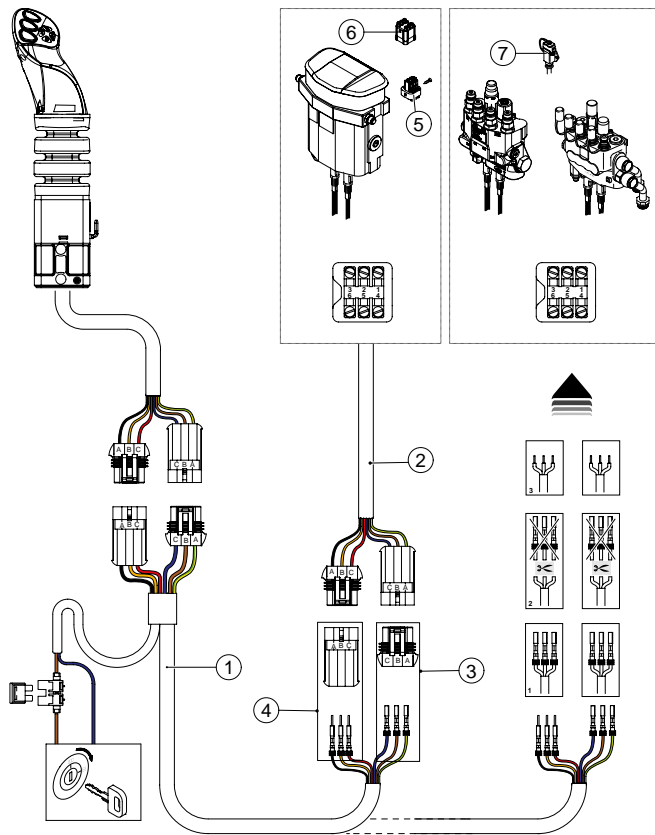


1. Tractor wiring harness	306273	1. Tractor wiring harness	306273
2. Control valve wiring harness	306274	2. Control valve wiring harness	306275
3. Male connector	306316	3. Male connector	306316
4. Female connector	306331	4. Female connector	306331
5. Male connector, 3-way	306320	5. Male connector, 3-way	306320
6. Female connector, 3-way	306319	6. Female connector, 3-way	306319
7. Male connector, 4-way	306322	7. Male connector, 4-way	306322
8. Female connector, 4-way	306321	8. Female connector, 4-way	306321

from 04/2013









4 functions

6 functions



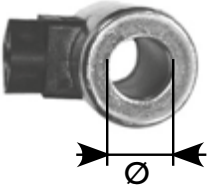



1. Tractor wiring harness	525488	1. Tractor wiring harness	525488
2. Control valve wiring harness	306275	2. Control valve wiring harness	306275
3. Male connector, 3-way	306320	3. Male connector, 3-way	306320
4. Female connector, 3-way	306319	4. Female connector, 3-way	306319
5. Male electrical connector	306316	5. Male electrical connector	306316
6. Female electrical connector	306331	6. Female electrical connector	306331
7. Male electrical connector	306342	7. Male electrical connector	306342

3rd function solenoid valve

Reference	Specifications	Illustration
305726	MX 200 / 400	
305789 or 305775 + 334043	MX 4070 / 4070M* MX 4085 / 4085M* MX 6000 / 6000M*	 unitary solenoid valve unit  pressure limiter unit  Standalone solenoid valve unit
305789 or 305775 + 334043	MX 60 to 155	 unitary solenoid valve unit  pressure limiter unit  Standalone solenoid valve unit
503215	MX T06 / T400	




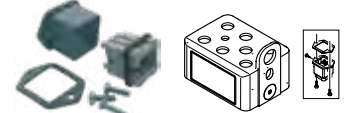
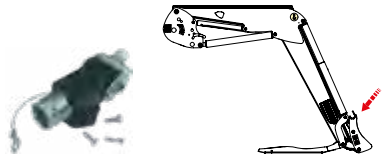



* If solenoid valve with unitary feed limiter block

Solenoids







Reference	Specifications	Illustration
		
306371	Ø19 mm	
306372 replaced by 326629	Ø22 mm	
326629	Ø23 mm	

Reference	Specifications	Illustration
506768	Ø25.6 mm	
306373	Ø31 mm	

Connectors - Solenoid valve plug - Switch

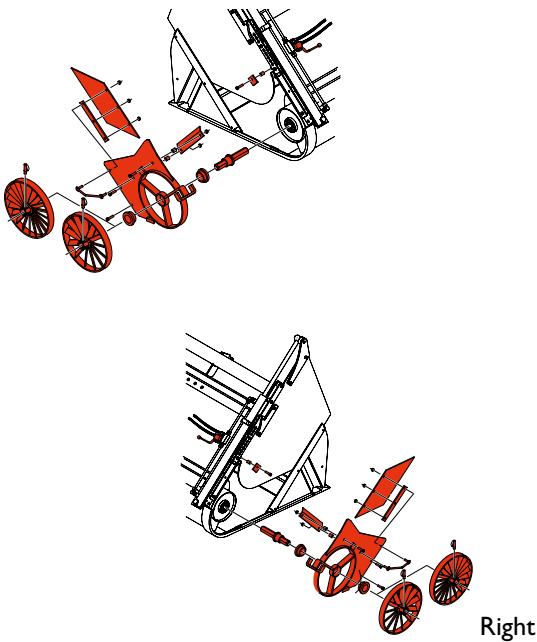

Reference	Name	Illustration
306316	Male connector	
306331	Female connector	
312793	Male connector, Mach 90/92	
312794	Female connector, Mach 90/92	
306342	Implement male plug	
306341	Implement female plug	
306238	Solenoid valve plug	
306241	Complete switch - 3 function elect. kit (push button)	

Rear hitching


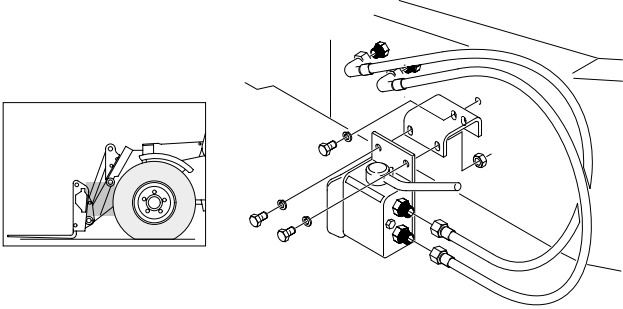

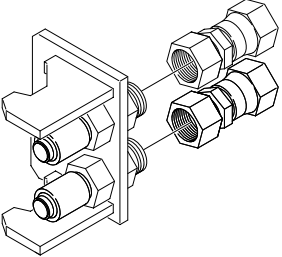
Reference	Name	Illustration
306767	Weld-on bolt	<p>Ø46 mm</p> 
310964	Locking kit for standard bolt	
309815	Hitching unlocking: Cable + handle	
307166	Hitching unlocking: Adjustable cable	
307168	Hitching unlocking: Cable L: 1620 mm	
307169	Hitching unlocking: Cable L: 2270 mm	

BUCKET ACCESSORIES



- Silage bucket (BD)

<p>Rotary root cutter left / right</p> <p>On feeding bucket single door only.</p>	<p>(13 blades) (20 blades) (13 blades) (20 blades) (13 blades) (20 blades) (13 blades) (20 blades) (13 blades) (20 blades)</p> <p>BD1202: BD1402: BD2002: BD2402: BD3102:</p> <p>(reference: see page 58)</p>	 <p>Left</p> <p>Right</p> <p>13 blades for beetroot 20 blades for potatoes</p>
<p>Additional rotary knife</p> <p>Only for single door</p>	<p>(13 blades) (20 blades)</p> <p>(reference: see page 58)</p>	 <p>13 blades for beetroot 20 blades for potatoes</p>

<p>Ref 522670</p> <p>Counterbalance valve for BMSA only before April 2015</p>	 <p>(please ask to configure your order)</p>	
<p>Ref 520625</p> <p>Pressure limiter kit for BMSA only before April 2015</p>	 <p>(please ask to configure your order)</p>	

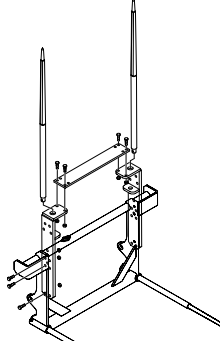
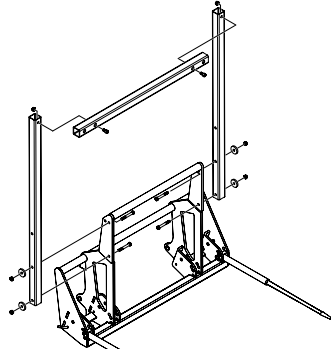
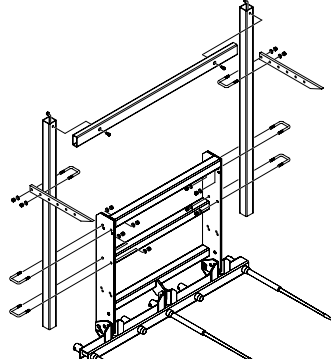
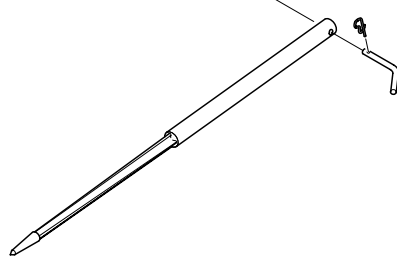
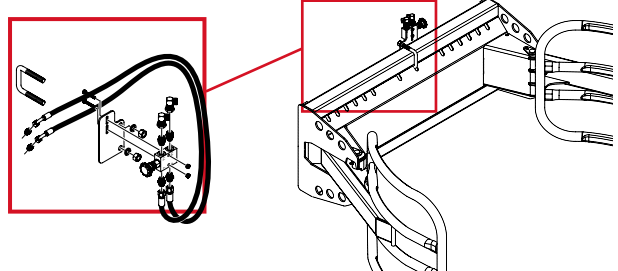
<p>Standalone unit with attachment adapted to the telescopic handler (Sealed NS couplings)</p>	<p> (please ask to configure your order)</p>	
<p>Telescopic handler implement holder (Sealed NS couplings)</p>	<p> (please ask to configure your order)</p>	

SPECIAL IMPLEMENTS: ACCESSORIES FOR PALLET FORK AND CARRIER

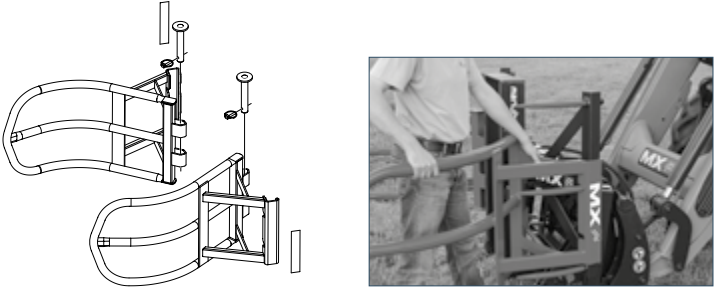
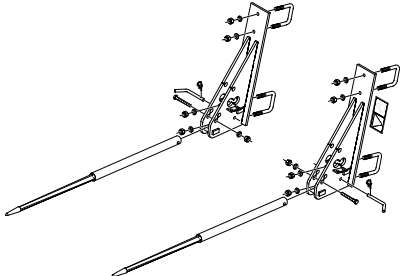
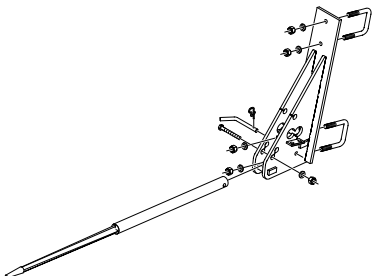

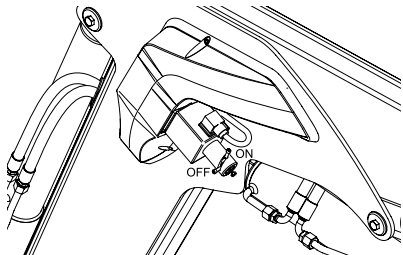

<p>Loading backplate option, only compatible with the TRC 800 - Ref. 558204 <i>To bolt onto the pallet fork and carrier frame (overall height adjustable: 730 or 850 mm)</i></p>		
<p>Log grab option, only compatible with the TRC 800 - Ref. 558205 <i>To bolt onto the pallet fork and carrier frame. Double linkage to adjust the size of the grab opening.</i></p>		
<p>TRC 500 - Ref. 558203 <i>Forks 80 x 40 x 800 mm Min/max ext. spacing: 360 - 680 mm</i> Fall prevention device AND CI / CIs implement carrier frame required</p>		

*Trade discount applied

MANUBAL ACCESSORIES

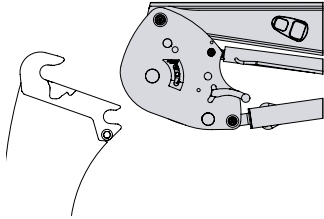
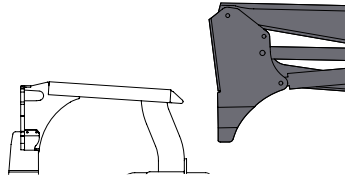
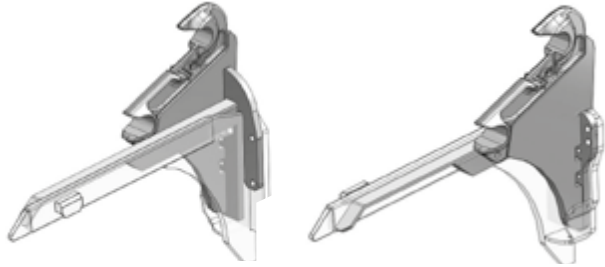



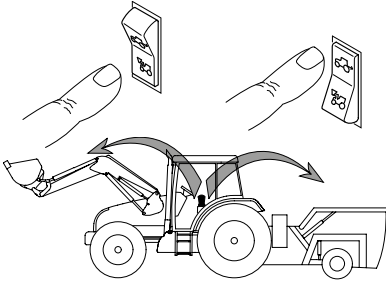
<p>PIK-UP for L40 and L500 (MA or euro)</p> <p>For L40 and L500 delivered from 01/01/2016</p>	<p>(reference: see page 59)</p>	
<p>Back rest extension for L500 (Height with height extension 2080 mm)</p>	<p>(reference: see page 59)</p>	
<p>Removable, height-adjustable safety extension (2350 to 2750 mm). for L6000</p>	<p>(reference: see page 59)</p>	
<p>Additional tine kit for L500 / L6000 / V6000 / V7000</p>	<p>(reference: see page 59)</p>	
<p>POWER CONTROL SYSTEM® (C40) To manage the tightening force based on bale weight, density and size.</p>	<p>(reference: see page 59)</p>	

MANUBAL ACCESSORIES

<p>Wrapped bale grab kit (V40,V50, V60,V500,W500) Enables the handling of wrapped bales Ø1.10 to Ø1.60 m and 800 kg Maximum.</p>	<p>(reference: see page 59)</p>	
<p>2 lower tine kit (V40,V50,V500,W500) Picking up round and rectangular bales in the field.</p>	<p>(reference: see page 59)</p>	
<p>1 additional lower tine kit (Ø40 x 1000 mm usable) for V500</p>	<p>(reference: see page 59)</p>	
<p>2 tine kit (Ø 35 x 860 mm) Ref. 558202 CI / CIs implement carrier frame required</p>		
<p>Dumping restrictor for MX loader. Current range (T400 / T06) Former range (up to MX100) compulsory for bale handling device (high-lift type V60/Manubal 660).</p>	<p>(reference: see pages 52 & 56)</p>	
<p>Male MACH 2 plug (NS) (Sealed NS couplings)</p>	<p>(reference: see page 52)</p>	


*Trade discount applied


TRACTOR REPLACEMENT EQUIPMENT

 <p>FITLOCK 2+</p> <p>AD05 with T400 or U300 series loader</p>	 <p>FITLOCK 1</p> <p>AD90 with Ts or Us loader (please ask for details)</p>
<p>Ref 501610</p> <p>Conversion kit AD 90 to AD 05 kit</p>	 <p>For loaders MX 40.5, 60.5, 80.5, 100.5, 120.5 MX T6, T8, T10, T12, T15, T406, T408, T410, T412, T414 MX U303, U304, U305, U306, U307, U308, U309, U310, U312</p>
<p>Ref 501608</p> <p>Conversion kit AD 90 to AD 05 kit</p>	<p>For loaders MX 150.5 / 155.5 / T417s only</p>
<p>FITLOCK 2+ frame kit For T400, U400, T06, U300 loaders</p> <p> If tractor with front linkage, please consult us</p> <p>FITLOCK 2+ frame kit: For loaders MX 40, 60, 80, 100, 120, 150, 155 MX 20 55, 20 70, 40 55, 40 70, 40 85, 6000</p>	<p>(reference: see pages 53-56-57)</p> <p>(reference: see pages 53-56-57)</p>  <p>Fitlock 2+ Fitlock 1</p>
<p>Tractor rear loader/coupling control selector</p> <p> (please ask to configure your order)</p>	 <p>Using the same original electric control monolever, your customer can control their MX loader or its rear couplings by pushing the cab button. (kit for you to adapt - connection to the original tractor control valve not included)</p>

**Trade discount applied*

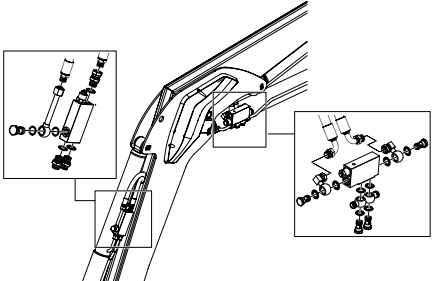
<p>SHOCK Eliminator</p> <p>Electrical isolation</p>	 (please ask to configure your order)	
<p>MACH System: (Sealed NS couplings)</p> <p>MACH housing on the loader in use.</p>	<p>(reference: see pages 52-54)</p>	
<p>MACH System: (Sealed NS couplings)</p> <p>MACH base for control on the tractor in use (original tractor)</p>	<p>(reference: see pages 52-54)</p>	

<p>Mixed implement carriers</p> <p>Current range (T400 / T06)</p> <p>Former range (up to MX100)</p> <p>MX / Euro implement carrier*</p>	<p>(reference: see pages 53-57)</p>	
---	---	--

<p>Mixed implement carriers</p> <p>Current range (T400 / T06)</p> <p>MX / Fauchaux Blanc* implement carrier</p>	<p>(reference: see pages 53-57)</p>	
---	---	--

<p>CI / CIs implement carrier frame with TRC 500 pallet fork and carrier and bale spikes as original disposition Ref. 558201</p> <p><i>Makes the loader more versatile for quick changing of implements (BMSC 118, BRC 118, BFC 118, CGC 118). Allows installation of pallet fork and carrier tines (TRC 500) or Manubal 2 tine kit on the implement carrier frame.</i></p>		
---	--	--

<p>Dumping restrictor for MX loader compulsory for bale handling device (high-lift type V60/Manubal 660).</p>	<p>(reference: see pages 52-56)</p>	
---	---	--



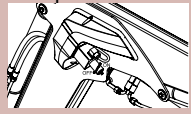
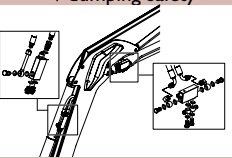
<p>Lifting / dumping safety Except T400 and U300 series ranges</p> <p>- on A100 series range</p>	<p>(reference: see pages 52-56)</p>	
--	---	--

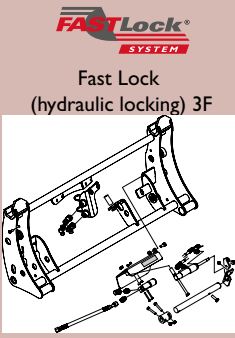
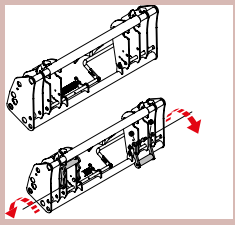
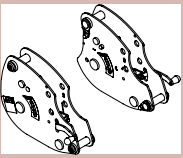
9. OPTIONS on MX products in service, for ordering from spare parts (References)

T400 series / U 400 series / A 100 series loaders



Check the type of couplings on the equipment in service (see page 60).

		T400 series loaders (MXT406 > T418)		U400 series loaders (U404 > U414)		A100 series loaders (A104 / A106 / A110)	
MACH 2000 (NS) 	Housing (loader side)	528388		528388		528388	
	Base (tractor side)	528631		528631		528631	
MACH 2 (NS) 	Casing (loader side)	527895		527895		527895	
	Plug (implement side)	336039		336039		336039	
3rd FUNCTION		MX T406	507196	547150		547647	
		MX T408	507197				
		MX T410	507198				
		MX T412	507199				
		MX T414/T417	507200				
		MX T418	507201				
4th FUNCTION (MA or EURO) on loader		MA or Euro	527902	MA or Euro	529704	-	
		Mixed MA / EURO	528333	Mixed MA / EURO	530057		
		Mixed MX / Fauchaux Blanc	528335	Mixed MX / Fauchaux Blanc	530056		
Wiring loom if 4th function on implements		505255		517559		-	
Bucket operation restrictor 		505350		-		-	
Lifting / dumping safety 		-		-		MX A104	548219
						MX A106 / A110	547435

		T400 series loaders (MX T406 > T418)		U400 series loaders (U404 > U414)		A100 series loaders (A104 / A106 / A110)	
 <p>Fast Lock (hydraulic locking) 3F</p>	IMPLEMENT CARRIER MA	527899**		529710**		-	
	IMPLEMENT CARRIER EURO	527900**		529721**		-	
<p>Implement carrier</p> 	Implement Carrier MA	MX T406 > T414	527741	527741		547648	
		MX T417 / T418	527742				
	Implement Carrier EURO	MX T406 > T414	527743	527743		547649	
		MX T417 / T418	527744				
	Implement carrier mixed MX - EURO	507332		507332		-	
Implement carrier mixed MX - FAUCHEUX Blanc	507359		507359		-		
PCH		consult us		-		-	
AUTO-LEVEL (ex-ACS)		528341		-		-	
AUTO-UNLOAD (ex-SCS)		-		-		-	
<p>Fitlock 2+ frame (pair) or 2M</p> 	loader type	MX T406	527041	MX U403	529125	MX A104 (Fitlock 2M)	547026
		MX U404	529127				
		MX T408 / T410 / T412	527043	MX U405	525877	MX A106 (Fitlock 2M)	546921
				MX U406	527037		
		MX T414 / T417 / T418	527045	MX U407 / U409	525878	MX A110 (Fitlock 2M)	547031
				U408 / U410 / U412	527039		
				U414	545529		



**Wiring looms & joysticks depending on control system fitted on tractor (see table below)

€	Control system fitted on tractor in use		3F		3F, 4F SCS (auto-unload)		Fast Lock, Speed link		ACS (auto-level)		Lifting/dumping safety system T400	
			Ref		Ref		Ref		Ref		Ref	
Original tractor valve	mech.control		528633					-				528027
		elec.control	3f, 4f wiring loom					-				
	3f, 4f wiring loom + joystick		consult us		consult us		consult us					
		Fast lock speed link wiring loom+button		-		-						
Propilot	1 button (before January 2000)		311859		311859		311702					
	2 buttons (after January 2000)		309669		309669							
	4 buttons				-		-					
	3 buttons (after April 2013)				-		528630					
	6 buttons (after April 2013)				-		-					
Flexpilot	2 buttons		309669		309669		326586		326586 + 506443			
	4 buttons		-		-		-		506443			
	6 buttons (after April 2013)		-		-		-					
Techpilot	6 buttons		-		-		-					
	8 buttons		-		-		-					

F300 series loaders / FR / COMPACT



Check the type of couplings on the equipment in service (see page 60).

		Fruit loaders F303 / F304		Fruit loaders MX FR		COMPACT loaders MX 20c / 25C / 30C MX 20C+ / 25C+ / 30C+ C1 / C2 / C3 / C3+ / C3u / C4 / C4+	
 MACH 2000 (NS)	Housing (loader side)	528388		528388		Housing COMPACT	540989
	Base (tractor side)	528631		528631		Base COMPACT	540988
 MACH 2 (NS)	Case (loader side)	527895		527895		528332	
	Plug (implement side)	336039		336039		528329	
3rd FUNCTION		529703		310732**		MX C1 / C1s / C2 ⁽¹⁾	521839**
						MX C2 ⁽²⁾ / C2+ / C3 / C3+ / C3u / C4 / C4+	535336**
						MX 20C+ / 25C+ before 2010	502365**
						MX 20C+ / 25C+ after 2010	519903**
						MX30 C / 30C+	309124**
						MX 20C / 25C	308937**
						MX 20Cu / 25Cu	521049**
4th FUNCTION		MA or EURO	529704	310734**		-	
		Mixed MA/ EURO	530057				
		Mixed MA / Faucheux Blanc	530056				
Wiring loom if 4th function on implements		517559		311858**		-	
Bucket operation restrictor		-		-		-	
Lifting / dumping safety	Type of tractor	-		513402*		C1 / C2	525320
						C3 / C3+ / C3u	534809
						C4/C4+	539914
						MX 20C+ / MX25C+	319715
						MX30 C+	319715
Fast Lock (hydraulic locking) 3fct	Implement carrier MA	529710		-		-	
	Implement carrier EURO	529721					

⁽¹⁾ For loaders delivered before July 2019



⁽²⁾ For loaders delivered after July 2019

*Provide control valve change in 2 DA (double acting)

**Wiring looms & joysticks depending on control system fitted on tractor (see following page)

TECHNIC T06 / 97 (old range)





		Technic loaders series T06 MXT6 > T15		Technic loaders MX 40 > 150 / Technic Loaders.5	
MACH 2000 (NS) 	Housing (loader side)	528388		528388	
	Base (tractor side)	528631		528631	
MACH 2 (NS) 	Case (loader side)	527895		527895	
	Plug (implement side)	336039		336039	
3rd FUNCTION		MX T6	507196**	313963**	
		MX T8	507197**		
		MX T10	507198**		
		MX T12	507199**		
		MX T15	507200**		
		MX T16	507201**		
4th FUNCTION (MA or EURO) on loader		MA or Euro	504477**	MX40	310734**
				MX60	510181**
				MX80	313815**
		Mixed MA / EURO	508089**	MX100	313816**
				MX120	313817**
		Mixed MA / Fauchoux Blanc	513738**	MX150 /155	311147**
Wiring loom if 4th function on implement		505255		311858**	
Bucket operation restrictor		505350		513399	
Lifting / dumping safety	loader type	505077*		MX40	513402*
				MX60	320100*
				MX80/100/120/150	513403*
Fast Lock (hydraulic locking) 3fct	Implement Carrier MA	507311**		-	
	IMPLEMENT CARRIER EURO	507562**			
Implement carrier	Implement Carrier MA	MXT6 > T15	507302	MX 40 > 120	500887
		MX T16	507303	MX 150 / 155	500888
	Implement Carrier EURO	MXT6 > T15	507315	MX 40 > 120	312096
		MX T16	513761	MX 150 / 155	311256
	Implement carrier Mixed MA/EURO	507332		500891	
Implement carrier mixed MX - FAUCHEUX Blanc	507359		-		
PCH		consult us		consult us	
AUTO-LEVEL (ex-ACS)		504222		-	
AUTO-UNLOAD (ex-SCS)		509220		-	
Fitlock 2+ frame (pair)	Loader type	MXT6	527041	MX 40	501607
		MXT8 / T10 / T12	527043	MX 60	519463
		MXT15 / T16	527045	MX 80 / 100 / 120	534046
				MX 150 / 155	534050

* provide control valve change in 2 DA (double acting)

** see tractor side control page 53

U300 series / UTILITY U09 loaders (old range)



		U300 series loaders U304 > U312		Utility U09 loaders U6 > U12		
 MACH 2000 (NS)	Housing (loader side)	528388		528388		
	Base (tractor side)	528631		528631		
 MACH 2 (NS)	Case (loader side)	527895		527895		
	Plug (implement side)	336039		336039		
3rd FUNCTION		529703		529703**		
4th FUNCTION (MA or EURO) on loader		MA or Euro	529704	517557**		
		Mixed MA / EURO	530057			
		Mixed MA / Faucheux Blanc	530056			
Wiring loom if 4th function on implement		517559		517559		
Lifting / dumping safety		-		518813*		
Fast Lock (hydraulic locking) 3fct	Implement Carrier MA	529710**		519353**		
	IMPLEMENT CARRIER EURO	529721**		519357**		
Implement carrier	Implement Carrier MA	527741		507302		
	Implement Carrier EURO	527743		507315		
	Implement carrier Mixed MA/ EURO	507332		507332		
	Implement carrier mixed MX - FAUCHEUX Blanc	507359		507359		
Fitlock 2+ frame (pair)	Loader type	U303	529125	U6	525877	
		U304	529127		U6//	527037
		U305	525877	U8 / U10		525878
		U306	527037			U8 / U10//
		U307	525878			
		U308	527039			
		U309	525878			
		U310	527039	U12		
U312						

* provide control valve change in 2 DA (double acting)

** see tractor side control page 53

Earth buckets (BT), Multipurpose buckets (BMS) & Silage bucket (BD)



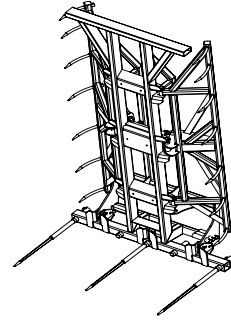
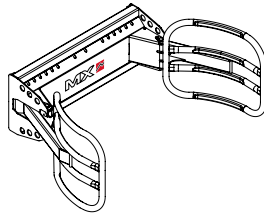
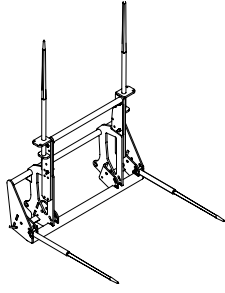
		BT					
		BT 130	BT 150	BT 180	BT 200	BT 225	BT 245
Bolted counter-blade	Ref	535540	535541	535542	535543	535544	535545
	Price						
Bolted teeth	Ref	535545	535546	535547		535548	
	Price						

		BMS High after 2012	BMS before 2012	BMS Medium		BMSC after April 2019	
		BMS 140/160/180/200/225 /245	BMS I 25/150/170/200/225/250	BMS 120/135/155/175/205	BMS 225	BMSC 118	BMSC 130 / 150 /175
MACH 2 plug (NS face plate)	Ref	336039					
	Price						
Side cover plate kit	Ref	522644	513364	541998	541999	-	556163
	Price						

			Single and Double Door BD				
			BD 1202	BD 1402	BD 2002	BD 2402	BD 3102
Agitator kit			326714		336577		
Mobile deflectors (not compatible with agitators)			331216	330900	330902		
Root cutter (Front Right dumping)*	13 blade	511571					
	20 blade	511575					
Root cutter (Front Left dumping)*	13 blade	511571	511572				
	20 blade	511575	511576				
Additional rotary cutters (front right)*	13 blade	311687					
	20 blade	311688					
Additional rotary cutters (front left)*	13 blade	311687	502178				
	20 blade	311688	502179				

* only single door

Manubal



		L40	L400	L 500	L 6000	C 30	C 40	V 40	V 50	V 500	W 500	V 6000 / V 7000	V 60	
Safety height extension L500		—	—	521170	—	—	—	—	—	—	—	—	—	
Safety height extension L6000		—	—	—	521002	—	—	—	—	—	—	—	—	
Additional tine (Usable length)	L 800	—	553539*	526952*	526952*	—	—	—	—	—	—	526952*	—	
	LG 1000	—	553538*	515597*	515597*	—	—	—	—	—	—	515597*	—	
	LG 1200	—	553537*	526953*	526953*	—	—	—	—	—	—	526953*	—	
Power Control System		—	—	—	—	—	520477	—	—	—	—	—	—	
Wrapped bale grab kit		—	—	—	—	—	—	514745		—	514745	—	514745	
Lower tine kit (QT 2)		—	—	—	—	—	—	514744			—	—		
Lower tine kit (QT 1)		—	—	—	—	—	—	—	—	516126	—	—	—	
Mach 2 plug (NS)		—	—	—	—	336039							—	—
PIK-UP Master attach after serial No.L40 / 196358 I5 349 I I L500 / 195505 I5 334 I I		539001	—	538999	—	—	—	—	—	—	—	—	—	
PIK-UP EURO after serial No. L40 /196136 I5 344 I I L500 / 195521 I5 334 I I		539000	—		—	—	—	—	—	—	—	—	—	

*Use same reference in QT 2 if 2 tine

NS Couplers for T400 series, U400 series, A100 series, F300 series ranges

To improve performance and protect the environment, all MACH System MX (MACH 2000 and MACH 2) are delivered with waterproof NS couplers.

For the MACH NS to be compatible with the MACH 2000 or MACH 2 delivered before April 2013, these need to be modified.


ISO and NS couplers cannot be connected together. However, you can mount NS couplers in the place of ISO couplers in all MACH 2000 and MACH 2 already in service.

To retrofit any product, NS couplers can be ordered from the [Distributor Section](#) on the website www.m-x.eu.

Apply standard spare parts general conditions of sale.



	MACH System MX delivered <u>after</u> April 2013	For connection to MACH System MX delivered <u>before</u> April 2013	NS couplers to order to modify any MACH System MX from before April 2013
On original valves	MACH 2000 (NS) clutch 	MACH 2000 (ISO A) base 	Kit 5 couplers reference: 527431 Price (ex VAT): 
	MACH 2000 (NS) base 	MACH 2000 (ISO A) clutch 	Kit 5 couplers reference: 527430 Price (ex VAT): 
On MX Propilot / Flexipilot / Techpilot control valves	MACH 2000 (NS) clutch 	Valve unit (ISO A) 	Kit 5 couplers reference: 527432 Price (ex VAT): 
	Valve unit (NS) 	MACH 2000 (ISO A) clutch 	Kit 5 couplers reference: 527430 Price (ex VAT): 
On loader to connect implement	MACH 2 (NS) box 	MACH 2 (ISO A) plug 	Kit 2 couplers reference: 527605 Price (ex VAT): 
	MACH 2 (NS) plug 	MACH 2 (ISO A) box 	Kit 2 couplers reference: 527606 Price (ex VAT): 



MX 
RAISE YOUR EXPECTATIONS

Available every day:

>  www.m-x.eu

Tel. +33 (0)2 99 62 28 87

Fax +33 (0)2 99 62 28 89

e-mail: spares@m-x.eu

Spare Parts Department: +33 (0)2 99 62 28 87

ADV Spare Parts: +33 (0)2 99 62 28 72

19, rue de Rennes

B.P. 83221

FR-35690 ACIGNÉ

Tel.: +33 (0)2 99 62 52 60

Fax: +33 (0)2 99 62 50 22

Email: contact@m-x.eu

Website: www.m-x.eu