

PUBLIC PRICE LIST 81

July 2015

SPARE PARTS

www.m-x.eu

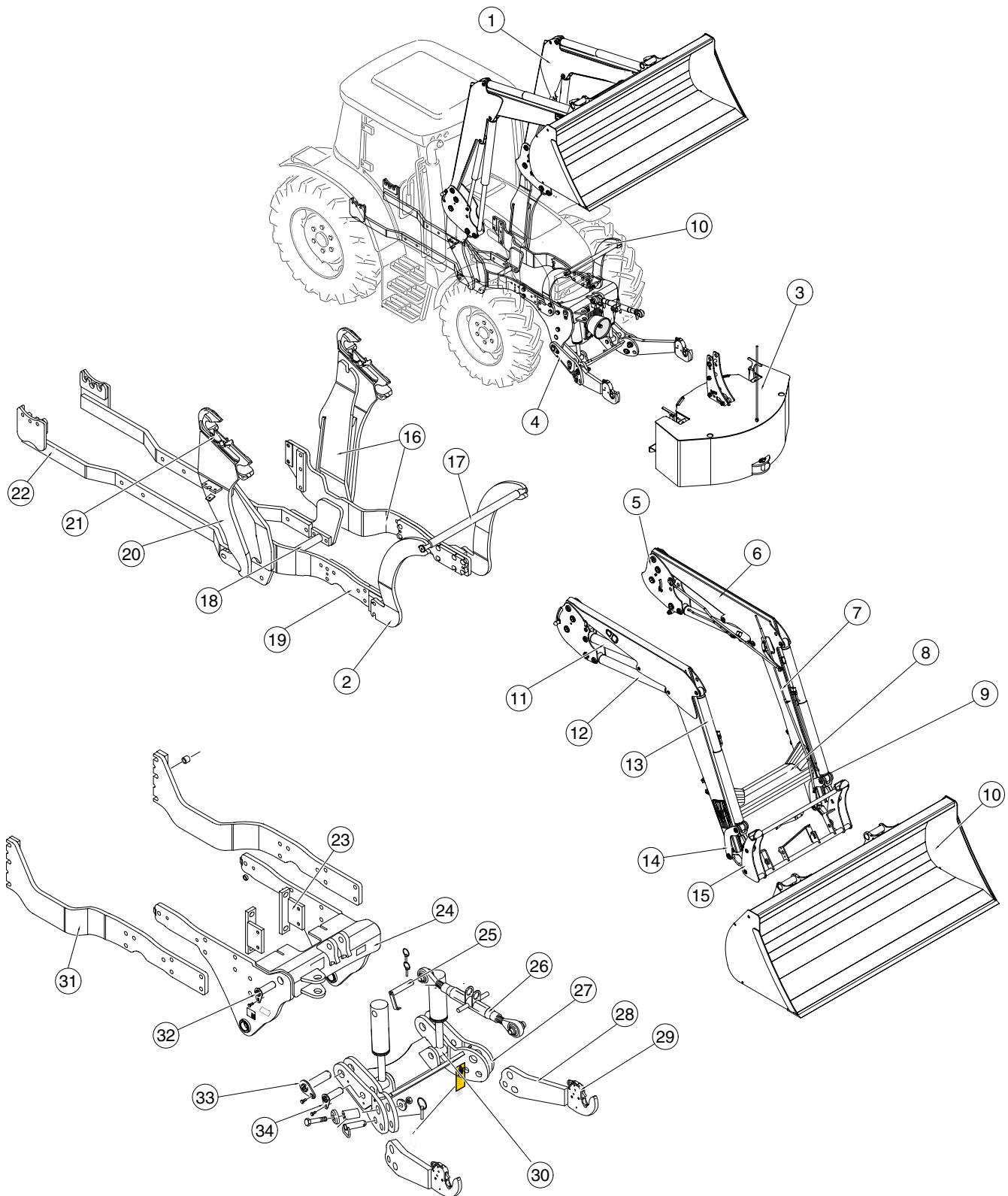


MX 
RAISE YOUR EXPECTATIONS

Contents

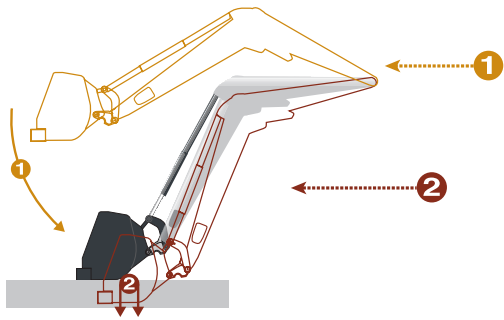
1. GLOSSARY	3 - 4
2. MECHANICAL	5
3. HYDRAULICS	10
4. CONTROL	17
5. TOOLS	29
6. ELECTRICS	33
7. PAINT	38
8. GENERAL CONDITIONS OF SALE	39

1. GLOSSARY



- | | | | |
|--------------------|----------------------|------------------------|--------------------|
| 1 Loader | 11 PCH ram | 21 Bracket head | 31 Linkage chassis |
| 2 Front guard bar | 12 Lifting ram | 22 Rear reinforcement | 32 Ram barrel pin |
| 3 Weight | 13 Dumping ram | 23 Front bracket | 33 Pivot point pin |
| 4 Front linkage | 14 Connecting rod | 24 Front linkage frame | linkage frame |
| 5 Loader frames | 15 Implement carrier | 25 3rd link pin | 34 Ram rod pin |
| 6 Boom | 16 Bracket frame | 26 3rd link bar | |
| 7 Indicator rod | 17 Front guard bar | 27 Linkage frame | |
| 8 Loader cross-bar | 18 Front guard | 28 Arm | |
| 9 Crank | 19 Bracket chassis | 29 Hook | |
| 10 Implements | 20 Bracket brace | 30 Ram bearing neck | |

(Old Version)

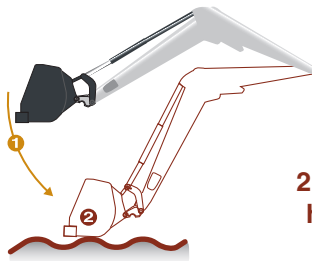
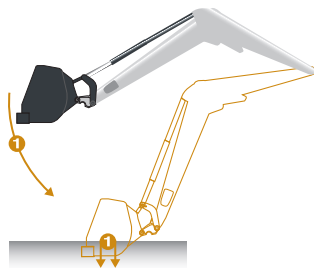


- 1 - Descent
Single action (SA)
- 2 - Support
Double Action (DA)

Neutral



(New Version)



- 1 - Descent
Double Action (DA)

- 2 - Floating position
held at ground (FP)

Neutral





2. MECHANICAL


Pins, bushes, repair kits

Reference	Name $\varnothing A \times \varnothing B / h$	Illustration
		
304721	Wear bush steel 30 x 38 / 22	
304722	Wear bush bimetal 40 x 44 / 30	
304725	Wear bush bimetal 40 x 44 / 20	
304732	Wear bush bimetal 30 x 34 / 20	
304733	Wear bush bimetal 35 x 39 / 20	
304734	Wear bush bimetal (MX150/ U6, U8, U10, U12/U300) 35 x 39 / 30	
304731	Wear bush 25 x 28 / 20	
524788	Wear bush 40 x 44 / 60 Arcor (T400 series)	

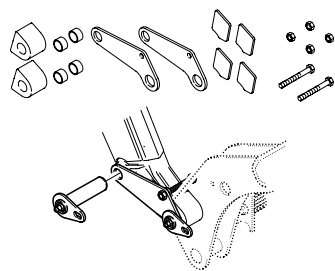
Pins + bushes kit: Complete

Reference	Name	Illustration
328602	MX 40.55 to MX 6000	
328600	MX 60 to MX 120	
519025	MX 60.5 to MX 120.5	
328601	MX 150 and MX 155 MX 150.5 and MX 155.5	
T8 to T15 506714	MX Technic T series before 01/2010	
T8 to T15 519026	MX Technic T series from 01/2010	
518624	MX Utility 09 before 2010	
T408 to T412 527875	MX T400 series	
MX U307 to U312 MX U8 to U12 519690	MX Utility U09 and U300 series	

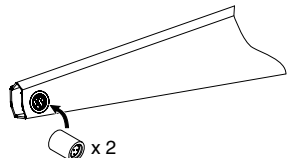
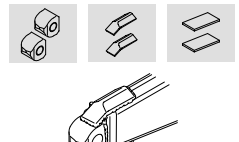
Pins + bushes kit: Dumping

Reference	Name	Illustration
T8 to T15 506715	MX Technic T series before 01/2010	
T8 to T15 519028	MX Technic T series from 01/2010	
518625	MX Utility 09 before 2010	
T408 to T412 527877	MX T400 series	
MX U8 to U12 MX U307 to U312 519694	MX Utility U09 version 2010 U300 series	

Repair kit, lower arm end-piece (RH + LH)

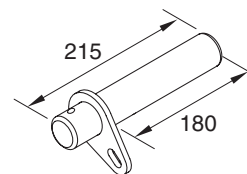
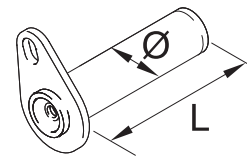
Reference	Name	Illustration
501114	MX 40.55 to MX 6000	
308844	MX 60 to MX 120	
308844	MX 60.5 to MX 120.5	
336995	MX 150 and MX 155 MX 150.5 and MX 155.5	
520366	MX Technic T series before 01/2010 / T400 series / U300 series	
	MX Technic T series from 01/2010 / T400 series / U300 series MX Utility 09	

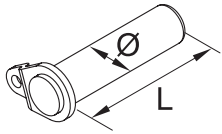
Repair kit, upper arm end-piece (RH + LH)

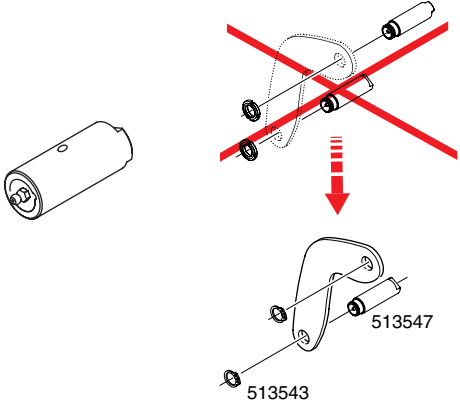
Reference	Name	Illustration
326087	MX 60 to MX 120	
326087	MX 60.5 to MX 120.5	
326088	MX 150 and MX 155 MX 150.5 and MX 155.5	
521532	MX Technic T series before 01/2010	
	MX Technic T series from 01/2010 / T400 series / U300 series MX Utility 09	

Loader pins (length under head)

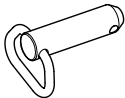
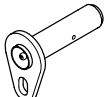
Reference	Name $\varnothing \times L$	Illustration
309650	25 x 82 pin	
309651	25 x 113 pin (replaces 089118 25 x 104 pin MX 255)	
311751	25 x 175 pin	
307316	30 x 85 pin + Grease nipple	
517647	30 x 89 pin + Grease nipple (base-end PCH ram after 01/2010)	
312835	30 x 90 pin for MX 260 hydraulic package	
307317	30 x 108 pin + Grease nipple (pin on P.O. frame MX 97)	
307322	30 x 108 pin + 3 hole Grease nipple	
517651	30 x 115 pin + Grease nipple + Drilled Part	
520826	30 x 117 pin + Grease nipple	
312065	30 x 118 pin Without Grease nipple	
307318	30 x 118 pin + Grease nipple	
307323	30 x 124 pin + Grease nipple	
307319	30 x 135 pin + Grease nipple (replaces 089151/FB8915100)	
307324	30 x 150 pin + Grease nipple + Drilled part (replaces 089181)	
311224	30 x 155 pin + Grease nipple + Drilled Part	
313717	30 x 182 pin + Grease nipple + Drilled Part	
311754	30 x 182 pin Drilled part (MX 40.85/6000) (replaces 089182 and 089169)	
311964	35 x 85 pin + Grease nipple	
517661	35 x 90 pin + Grease nipple	
517666	35 x 99 pin + Grease nipple (lower pin P.O. frame T evolution loaders)	
307320	35 x 100 pin + Grease nipple (lower pin P.O. frame MX 80/100/120)	
333394	35 x 110 pin + Grease nipple (Fitlock II MX .5 frames)	
504856	35 x 116 pin + Grease nipple	
311186	35 x 120 pin + Grease nipple	
517670	35 x 122 pin + Grease nipple + groove (T Range)	
307321	35 x 130 pin + Grease nipple (1/2 Fitlock frame MX 80/100/120)	
504860	40 x 134 pin + Grease nipple	
311223	40 x 130/170 pin + Threaded Grease nipple/ 31122, HM24 P:3 8 nut MX150/T15	
311327	40 x 175 pin + Grease nipple	
328469	30 x 215 pin	
503042	30 x 112 pin + Grease nipple + Drilled Part	




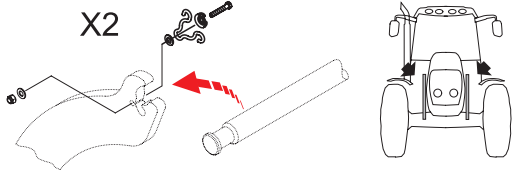

Reference	Name Ø x L	Illustration
517677	35 x 136 pin + Grease nipple	
517683	40 x 141 pin + Grease nipple (additional pin Fitlock II frame after 01/2010)	
517690	40 x 112 pin + Grease nipple (additional pin P.O. frame after January 2010)	

Reference	Name Ø x L	Illustration
503161	30 x 80.5 pin (base-end PCH ram before 01/2010)	
503036	35 x 80.5 pin	
503038	35 x 96.5 pin (upper pin implement holder frame)	
513547	35 x 118 pin + groove (dumping)	
506874	35 x 119 pin	
503048	35 x 129.5 pin (lower pin Fitlock II frame lifting ram rod)	
503050	40 x 106.5 pin (lower pin implement holder frame)	
503052	40 x 129.5 pin (upper pin Fitlock II frame)	
513543	Circlips 2 mm thick reinforced (for grooved pin)	
503597	Nut cover	
505885	Pre-pasted screw	
503333	Washer	

Front linkage pins

Reference	Name Ø x L	Illustration
331101	Locking spindle Ø30 x 82/110	
306525	Locking spindle Ø30 x 100/128 MX P19/R2	
517751	Locking spindle Ø35 x 129.5	
331536	35 x 183 pin + Grease nipple	
312586	40 x 120 pin (linkage frame pin)	




Miscellaneous kit

Reference	Name	Illustration
329142	AD90 bracket repair kit *	
504638	Protective bar assembly kit	
516085	Handles kit for Fitlock II frames (for AD05**)	

* AD90 (from 1990 to 2005).

** AD05 (since 2005)

Parking stand covers (right-hand = left-hand)

Reference	Name	Illustration
MX T6: 523430 MX T8.T16: 519245 MX U6..U12: 523424 MX U300 - T400: 523424	TECHNIC T06 and T400 series range from 01/2010 U09 and U300 series range	
503483	TECHNIC T06 range before 01/2010	
311282	TECHNIC MX60 - 155 range	

3. HYDRAULICS

Ram seals, U09 and U300 series ranges



Reference	Name	Loader type
503382	Seal kit for lifting ram	U303, U304,
518162	Seal kit for lifting ram	U6, U6//, U305, U306,
328593	Seal kit for lifting ram	U8, U10, U10//, U12//, U307, U309, U310, U312
503382	Seal kit for lifting ram	U8//, U308
518152	Seal kit for dumping ram	U6, U6//, U303, U304
518135	Seal kit for dumping ram	U8, U8//, U10, U10//, U12// U307, U308, U309, U310, U312

// = loader with mechanical parallelogram

Ram seals, T06 and T400 series ranges



Reference	Name	Loader type
518162*	Seal kit for lifting ram	T6, T406,
503382	Seal kit for lifting ram	T8, T408,
328593	Seal kit for lifting ram	T10, T410,
503385	Seal kit for lifting ram	T12, T412,
503389	Seal kit for lifting ram	T15 / T16, T417 / T418
503445	Seal kit for dumping ram	T6, T406
503424	Seal kit for dumping ram	T8, T10 T408, T410
503434	Seal kit for dumping ram	T12, T15 / T16 T412
528940	Seal kit for dumping ram	T417 / T418
328588	Seal kit for PCH ram	T6, T406,
503407	Seal kit for PCH ram	T8, T10, T408, T410
328596	Seal kit for PCH ram	T12, T15 / T16 T412,
528942	Seal kit for PCH ram	T417 / T418

* if interior ram barrel diameter is equal to 55 mm: 503393

Ram seals, TECHNIC ranges



Reference	Name	Loader type
328587	Seal kit for lifting ram	MX 40/MX 40.5, MX FR
328584	Seal kit for lifting ram	MX 60, MX 60.5
328592	Seal kit for lifting ram	MX 80, MX 80.5
328593	Seal kit for lifting ram	MX 100, MX 100.5
328590	Seal kit for lifting ram	MX 120, MX 120.5

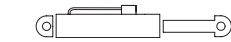
Reference	Name	Loader type
328595*	Seal kit for lifting ram	MX 150 / MX 150.5, MX 155 / MX 155.5
328589	Seal kit for dumping ram	MX 40/MX 40.5, MX FR, MX 60, MX 60.5
328591	Seal kit for dumping ram	MX 80, MX 80.5, MX 100, MX 100.5
328597	Seal kit for dumping ram	MX 120, MX 120.5, MX 150 / MX 150.5, MX 155 / MX 155.5
328588	Seal kit for PCH ram	MX 40/MX 40.5, MX FR, MX 60, MX 60.5
328594	Seal kit for PCH ram	MX 80, MX 80.5, MX 100, MX 100.5
328596	Seal kit for PCH ram	MX 120, MX 120.5, MX 150 / MX 150.5, MX 155 / MX 155.5

* if interior ram barrel diameter is equal to 80 mm: 305349 + 305348

Ram seals, RED ranges



Standard Dumping Ram





Decompression Dumping Ram



Reference	Name	Loader type
305261	Seal kit for single action lifting ram	MX 40.55
305263	Seal kit for single action lifting ram	MX 40.70
305266	Seal kit for single action lifting ram	MX 40.85
305267	Seal kit for single action lifting ram	MX 6000
305321	Seal kit for dual action lifting ram	MX 40.FR
305315	Seal kit for dual action lifting ram	MX 40.55
305324	Seal kit for dual action lifting ram	MX 40.70
305341	Seal kit for dual action lifting ram	MX 40.85
305347	Seal kit for dual action lifting ram	MX 6000
305306	Seal kit for standard dumping ram	MX 40.FR, MX 40.55, MX 40.70
305310	Seal kit for standard dumping ram	MX 40.85, MX 6000
305275	Seal kit for PCH ram	MX 40.FR, MX 40.55, MX 40.70
305279	Seal kit for PCH ram	MX 40.85, MX 6000
305309	Seal kit for left dumping ram (decompression)*	MX 40.FR, MX 40.55, MX 40.70
305313	Seal kit for left dumping ram (decompression)*	MX 40.85, MX 6000

* Only if single action + PCH lifting ram.

Reference	Name	Illustration
516968	Hose protection sheath All loader models Black polyester sheath length: 850 mm	
305633	3rd function hoses MX 60 - 80 - 100 - 120 - 150 - 155 loaders Hose 1/2 - M15 (90°) - ET15 (90° - 70) length 750 mm	
305632	3rd function hoses MX 60 - 80 - 100 - 120 - 150 - 155 loaders Hose 1/2 - M15 (90°) - ET15 (90° - 46) length 750 mm	


Hydraulic couplings

(old range / new range)




ISO: guage point and NS: face plate

MACH 90 (red handle)

MX 40.55 to 6000 Serial N° < 10000




L: 150 mm / W: 100 mm / H: 140 mm

Reference	Name	Illustration
300516	Covers	
305686	ISO male coupling (X=14 mm)	
305687	ISO female coupling	
506176	Blue O-ring seal, female ISO coupling (90 Shore) 10 blue seals kit, Ø 20.29 mm x 2.62 mm	
312007	Locking refurbishment kit	

MACH 92 (grey handle)

MX 40.55 to 6000 Serial N° > 10000



L: 165 mm / W: 120 mm / H: 110 mm







Reference	Name	Illustration
300518	Covers	
305688 x 4	ISO male coupling 22x150 (X=44 mm)	
305692 x 1	ISO male coupling 18x150 (X=44 mm)	
305690 x 4	ISO female coupling 22x150	
305694 x 1	ISO female coupling 18x150	
506176 10 blue seals kit, Ø 20.29 mm x 2.62 mm	Blue O-ring seal, female ISO coupling (90 Shore)	
312020	Locking refurbishment kit	

MACH 2000

MX FR to MX 155 - T06, U09 ranges - T400 series, U300 series ranges



Reference	Name	Illustration
313693	Cover	
305697*	ISO male coupling (X = 27 mm)	
305688	ISO male coupling (X = 44 mm)	
305586**	ISO male coupling (X = 14 mm)	
305698	ISO female coupling	
524782 527432	NS male coupling (face plate) 5 coupling kit (5 x 524782)	
524765 527430	NS female coupling (face plate) 5 coupling kit (5 x 524765)	



Reference	Name	Illustration
506176 10 blue seals kit, Ø 20.29 mm x 2.62 mm	Blue O-ring seal, female ISO coupling (90 Shore)	
305408 x 1 red seal (formerly green)	Red o-ring seal, female NS coupling (90 Shore)	
313695	Coupler Ø 10 mm	
506477	Coupler Ø 16 mm	
522475	Pro/Flex/Tech intermediary plate	
305352	Pro/Flex/Tech under-plate seal	
319943	Tank kit replaces former tank, no longer delivered * All ranges	 

* If the 5 male couplings are the same length, order 5 x part no.: 305697.





** If 4 of the couplings are the same length and the 5th is shorter, order 4 x part no.: 305688 + 1 part no.: 305686.

Bulk head plate




Reference	Name	Illustration
305697	ISO male coupling	
305696	ISO female coupling	
506176 10 blue seals kit, Ø 20.29 mm x 2.62 mm	Blue O-ring seal, female ISO coupling (90 Shore)	

Compact Loader - Green Spaces

Reference	Name	Illustration
305680	Male coupling (3/8) with MX control valve	
305678	Male coupling (3/8) with original control valve	
305679	Female coupling (3/8)	
320171	Seal for female coupling (90 Shore)	

Loader / Implement

All loaders (ISO)



Reference	Name	Illustration
305684***	ISO male coupling (X = 25 mm, Ø 18 mm)	
305697***	ISO male coupling (X = 27 mm, Ø 22 mm)	
305690	ISO female coupling	
506176 10 blue seals kit, Ø 20.29 mm x 2.62 mm	Blue O-ring seal, female ISO coupling (90 Shore)	
305408 x 1 red seal (formerly green)	Red o-ring seal, female NS coupling (90 Shore)	

*** Technic Range = part no.: 305697 – red range = part no.: 305684.



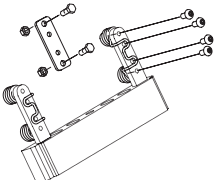
MACH 2



Reference	Name	Illustration
300519	Cover	
305697	ISO male coupling (X=27 mm)	
305698	ISO female coupling	
305708	NS male coupling (face plate)	
524765	NS female coupling (face plate)	
506176 10 blue seals kit, Ø 20.29 mm x 2.62 mm	Blue O-ring seal, female ISO coupling (90 Shore)	
305408 x 1 red seal (formerly green)	Red o-ring seal, female NS coupling (90 Shore)	

SPEED-LINK



Reference	Name	Illustration
305708	NS male coupling (face plate)	
305709	NS female coupling (face plate)	
305408 x 1 red seal (formerly green)	Red o-ring seal, female NS coupling (90 Shore)	
525215	SPEED-LINK plug reconditioning kit with springs	

4. CONTROL

MX 460 - 480 - 600, MX 260 - 280
 MX 20.55 - 20.70, MX 40.55 - 40.70 - 40.85, MX 6000
 MX 40FR

From 1987 to 1984



Monolevers (aluminium socket)




Reference	Name	Illustration
300622	Dual function monolever	
300624	3 function I button monolever	
306243	Switch with plate for Cobra monolever	
300612	Total length: 1000 mm	
300609	Total length: 1200 mm	
300608	Total length: 1400 mm	
300610	Total length: 1700 mm	
300611	Total length: 2000 mm	
300613	Total length: 2300 mm	
300626	Fixed coupling ball	
300635	Bellows	
300627	Monolever long coupling ball	
300620	Mechanical trip cable length: 3000 mm (for bucket) MX 260 - MX 280, MX 20.55 - MX 20.70	







MX 460 - 480 - 600, MX 260 - 280
 MX 20.55 - 20.70, MX 40.55 - 40.70 - 40.85, MX 6000
 MX 40FR



From 1994 to 1997

Monolevers (plastique socket)

Reference	Name	Illustration
Part not available Replaced by 326084	3 function 1 button monolever	
Part not available Replaced by 326084	4 function 2 button monolever	
326084	4 function 2 button monolever	
326085	6 function 4 button monolever	
316204	2 button handle	
316203	4 button handle	

Reference	Name	Illustration
306256	Cap (First generation handle)	
306244	Switch (First generation handle)	
300652	Aluminium yoke	
300655	Fixed coupling ball	
300648	Control unit (includes aluminium yoke + fixed coupling ball)	
300651	Bellows	

cables

319736	Total length: 1100 mm
300680	Total length: 1300 mm
300679	Total length: 1500 mm
300668	Total length: 1800 mm
300669	Total length: 2100 mm
300675	Total length: 2400 mm
300676	Total length: 2800 mm
300677	Total length: 3000 mm
300670	Total length: 3200 mm
300678	Total length: 3400 mm
300671	Total length: 3600 mm
300672	Total length: 3800 mm
300673	Total length: 4000 mm
300674	Total length: 4200 mm

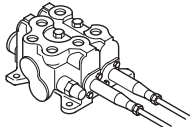






nut



319758

Distribution support









Reference	Name	Illustration
		
SM12/SPI2. Control valve under tractor cab		
300619	Cable / spool linkage kit for monolever with aluminium socket (housing 2 flaps - l 95 mm)	
305811	Internal seal kit SM12 (open centre)	
300681	Cable / spool linkage kit for monolever with plastic socket (housing 6 flaps - l 90 mm)	
305810	Internal seal kit SPI2 (Load Sensing)	

MX 60 - 80 - 100 - 120 - 150
 MX T6 - T8 - T10 - T12 - T15 - T16
 MX U6 - U8 - U10 - U12

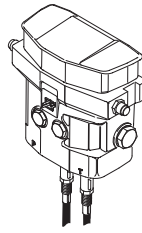


From 1997 to 03/2013

PROPILOT - Single Action / Double Action Hydraulics (SA/DA)

Reference	Name	Illustration
326084	4 function 2 button monolever	
326085	6 function 4 button monolever	
316204	2 button handle	
316203	4 button handle	
300652	Aluminium yoke	
300655	Fixed coupling ball	
300648	Control unit (includes aluminium yoke + fixed coupling ball)	
300651	Bellows	

Reference	Name	Illustration
-----------	------	--------------



300682	Cable / spool linkage kit (housing 2 flaps - l 54 mm)
--------	--

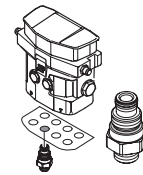


327453	Internal seal kit
--------	-------------------



329453	Union for external pressure tapping: for front linkage connection (M12)
--------	--

305802	Union for external pressure tapping: for additional hydraulic function (M15)
--------	---



Cables

319736	Total length: 1100 mm
300680	Total length: 1300 mm
300679	Total length: 1500 mm
300668	Total length: 1800 mm
300669	Total length: 2100 mm
300675	Total length: 2400 mm
300676	Total length: 2800 mm
300677	Total length: 3000 mm
300670	Total length: 3200 mm
300678	Total length: 3400 mm
300671	Total length: 3600 mm
300672	Total length: 3800 mm
300673	Total length: 4000 mm
300674	Total length: 4200 mm




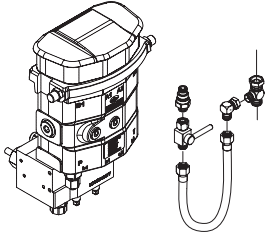
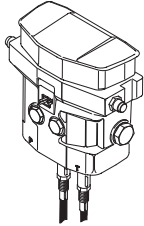



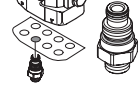
MX T406 - T408 - T410 - T412 - T417 - T418
 MX U303 - U304 - U305 - U306 - U307
 MX U308 - U309 - U310 - U312



FROM 04/2013

PROPILOT - 2 Double Action + Floating Position Hydraulics (2DA + FP)

Reference	Name	Illustration
524829	3 button monolever	
524830	6 button monolever	
525147	Three-button handle	
525156	6 button handle	
300652	Aluminium yoke	
300655	Fixed coupling ball	
300648	Control unit (includes aluminium yoke + fixed coupling ball)	
526075	Bellows	
536404	Replacement kit - 2-button card	

Reference	Name	Illustration
536405	Replacement kit - flexible keypad	
530671	Single action kit on hydraulic control valve - Manual activation	
534798	2nd SHOCK ACCUMULATOR SYSTEM kit *To optimise the low load suspension	
		
300682	Cable / spool linkage kit (housing 2 flaps - l 54 mm)	
327453	Internal seal kit	
329453	Union for external pressure tapping: for front linkage connection (M12)	
305802	Union for external pressure tapping: for additional hydraulic function (M15)	

Cables

319736	Total length: 1100 mm
300680	Total length: 1300 mm
300679	Total length: 1500 mm
300668	Total length: 1800 mm
300669	Total length: 2100 mm
300675	Total length: 2400 mm
300676	Total length: 2800 mm
300677	Total length: 3000 mm
300670	Total length: 3200 mm
300678	Total length: 3400 mm
300671	Total length: 3600 mm
300672	Total length: 3800 mm
300673	Total length: 4000 mm
300674	Total length: 4200 mm

















MX 60 - 80 - 100 - 120 - 150
 MX T6 - T8 - T10 - T12 - T15 - T16
 MX U6 - U8 - U10 - U12






From 2005 to 03/2013

FLEXPILLOT - Single Action / Double Action Hydraulics (SA/DA)

Reference	Name	Illustration
332888	2 button handle	
332887	4 button handle	
332829	Upper bellows	
332918	Lower bellows	
500952	Fixing nut + Olive	
512604	Flexpilot control valve complete seal kit	
(533976 + 2x 500952)	Low pressure hose repair union	
501312	Low pressure accumulator (0.16L)	
332838	Flexpilot monolever set 4 functions, 2 buttons	

Reference	Name	Illustration
333816	Hose set	
517302	Hose	
524292	Low pressure cylinder head Open Centre (before 04/2013)	
524293	Low pressure cylinder head Load Sensing (before 04/2013)	
526813	Monolever seal kit Flexpilot before April 2013 (steel socket)	

Monolever for Compact Loaders

Reference	Name	Illustration
328967	2 function monolever without button (for EV)	
328968	Handle without button	
525154	Handle without button	




MX T406 - T408 - T410 - T412 - T417 - T418
 MX U303 - U304 - U305 - U306 - U307
 MX U308 - U309 - U310 - U312



FROM 04/2013



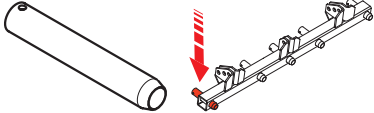
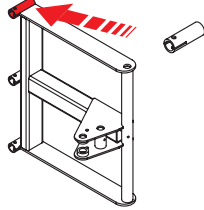
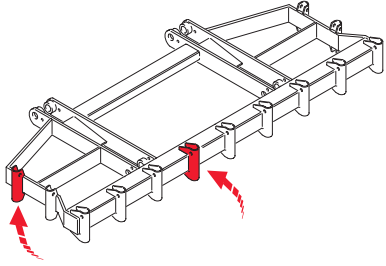
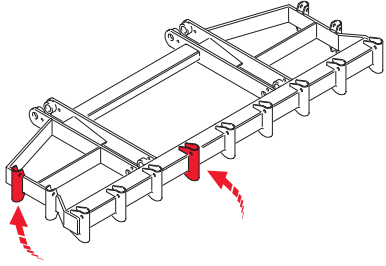
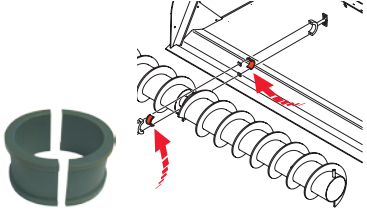
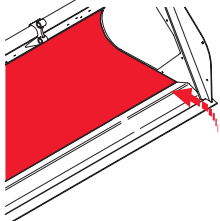
Flexpilot - 2 Double Action + Floating Position Hydraulics (2DA + FP)

Reference	Name	Illustration
525156	6 button handle	
529480	Upper bellows	
526074	Lower bellows	
500952	Fixing nut + Olive	
512604	Flexpilot control valve complete seal kit	
533976 2x 500952	Hose repair kit	
501312	Low pressure accumulator (0.16L)	
333816	Hose set	


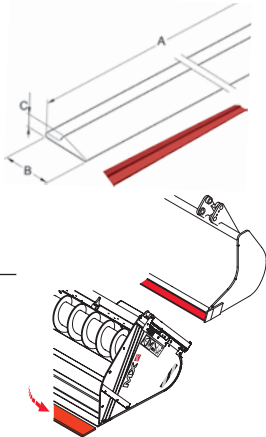

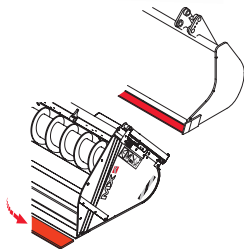
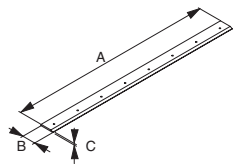

Reference	Name	Illustration
517302	Hose	
536404	Replacement kit - 2-button card	
536405	Replacement kit - flexible keypad	

5. TOOLS

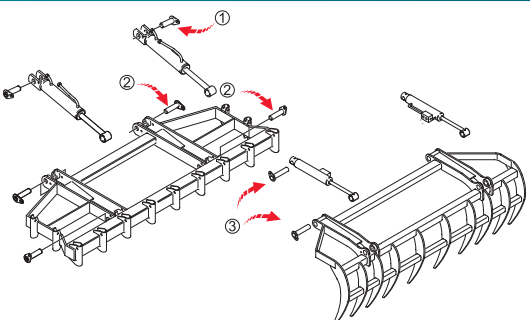
Muck bucket bases, weld-on mountings

Reference	Name	Illustration
313181	Manure bucket base 10 bushings - l 2 m (cut according to bucket model)	
313464	Bushing to be welded to the manure bucket base Ø 35 mm - l 168 mm	
313434	Weld-on sleeve for Manubal Ø 40 mm - l 350 mm	
313474	Weld-on sleeve for Manubal Ø 25.5 mm - l 100 mm	
313579	Front grab tine support Ø 25 mm	
313580	Side grab tine support Ø 25 mm	
312717	Front grab tine support Ø 28 mm	
312718	Side grab tine support Ø 28 mm	
310584	Wear bush for feeding bucket bearing assembly Ø 90 mm - l 110 mm	
522621	Feeding bucket base sheet	

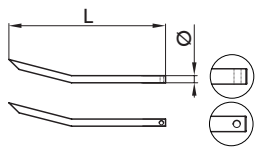


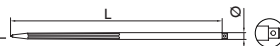


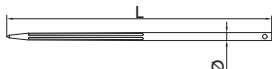






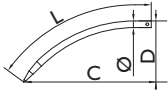


Wear blades

Reference	Name	Specifications	Illustration
310741	Wear blade with I bevel to be welded  for BMS / BMSA BR / BT (cut according to bucket model)	A: 2514 mm B: 150 mm C: 32 mm hardness: 250	
505820	Wearing counter blade to be welded  BMS / BMSA BR / BT (cut according to bucket model)	A: 2514 mm B: 150 mm C: 15 mm hardness: 400	
528125 A: 1312 mm 528120 A: 1512 mm 528115 A: 1820 mm 528055 A: 2021 mm 528068 A: 2270 mm 534796 304604	Wearing counter blade to be bolted - BT130 - BT150 - BT180 - BT200 - BT250 - Screw FHC M12 x 50 - Lock nut HFR M12	B: 150 mm C: 32 mm hardness: 400	
534775 304097 304604	Tooth to be bolted for BT bucket Fixing screw - Vis H M12 x 50 Lock nut HFR M12		

Grab pins

Reference	Name	Illustration
307316	Pin 1: Ø 30 x l 185 mm	
307319	Pin 2: Ø 30 x l 135 mm	
503195	Pin 3: Ø 30 x l 170 mm (telescopic)	

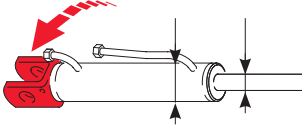

Tines

Reference	Specifications	Illustration		
300537	Ø 25 L: 440 mm (BMS / GF before 1997)			
300536	Ø 25 L: 560 mm (BMS / GF before 1997)			
300535*	Ø 25 L: 560 mm (BMS / GF before 1997)			
521828	Ø 25 L: 400 mm (BMSC I18)			
525349	Ø 28 L: 440 mm (BMS until 2012)			
525348	Ø 28 L: 560 mm (BMS until 2012)			
504664	Ø 25 L: 436 mm (BMS 130 - 150)			
300540	Ø 28 L: 440 mm (BMS until 2012)			
300539	Ø 28 L: 560 mm (BMS until 2012)			
523098	Ø 29,5 L: 560 mm (BMS from 2012)			
525347	Ø 35 L: 860 mm (BF / BFU / CG / CGU)			
525346	Ø 35 L: 1200 mm (BR15 / L40)			
300526	Ø 35 L: 860 mm (BF / BFU / CG / CGU)			
300530	Ø 35 L: 1200 mm (BR15 / L40)			
300528	Ø 30 L: 760 mm BR20			
300531	Ø 30 L: 1200 mm			
300529	Ø 35 L: 760 mm			
521691	Ø 40 L: 1000 mm (MNB V6000 / V7000 - L6000 / L500)			
300532	Ø 40 L: 1200 mm (L500 / L6000 - V6000 / V7000)			
300533	Ø 40 L: 1400 mm			
300541	Ø 30 L: 660 mm BD / BMSA / CGA			
300538	Ø 25 L: 560 mm			
524810	Ø 40 L: 1400 mm (MNB L500)			
300542	Ø 45 L: 1000 mm (BFA 230 - 250)			
514733	Ø 25 L: 440 mm C = 386 mm D = 125 mm Manubal V40...V6000, W500			
300546	Ø 25 L: 550 mm C: 480, D: 230 Manubal 130...660			
300547	Ø 25 L: 550 mm C: 370, D: 320 for BD fixed tin kit			

Reference	Specifications	Illustration
311407	Ø 25 L: 400 mm Compact manure fork	

* Corner tine

Ram seal kits - implements

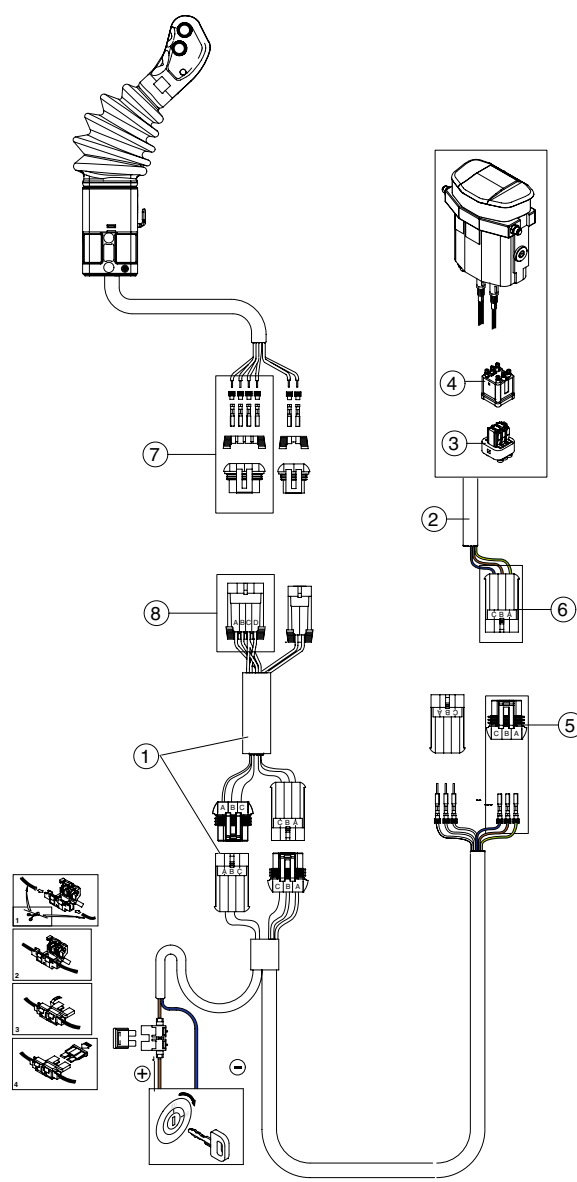
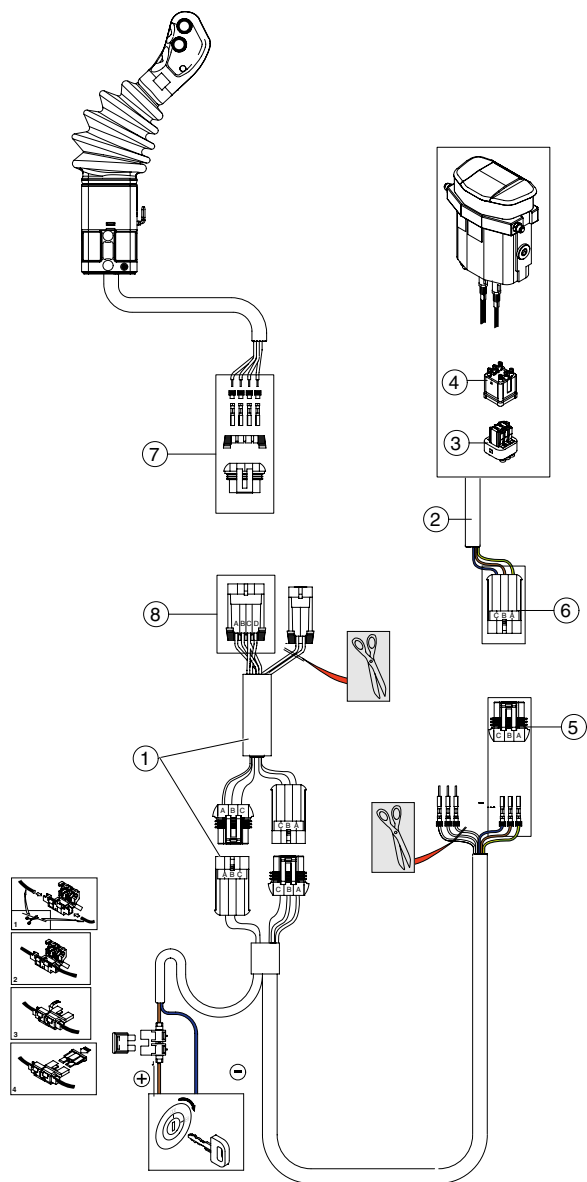
Reference	Name	Ø Rod x Ø Piston x Ø Barrel	Illustration	
Seal kit	ram			
305307	304996	Ram Ø35 x 63 / 200 clevis type	35 x 63 x 71	
525393	523038	Ram Ø35 x 63 / 200 clevis type only BMS after 2012	35 x 63 x 71	
305311	replaced by 304996	Ram Ø35 x 70 / 200 clevis type	35 x 70 x 80	
305289	304942	Ram Ø30 x 60 / 200	30 x 60 x 70	
305301	304954	Ram Ø35 x 60 / 250	35 x 60 x 70	
305306	304990	Ram Ø35 x 63 / 300	35 x 63 x 73	

6. ELECTRICS

Until 03/2013

3-4 functions

5-6 functions

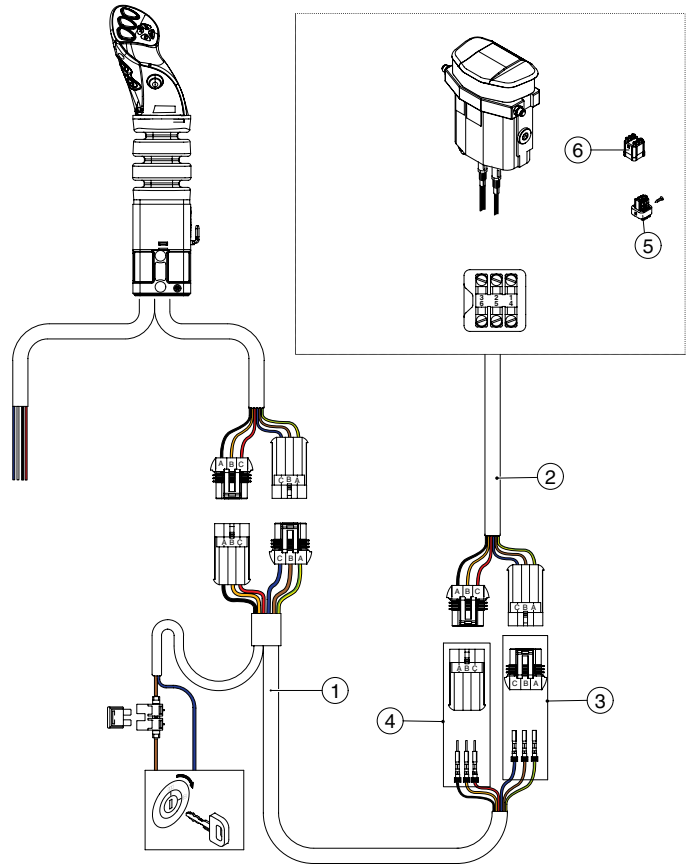
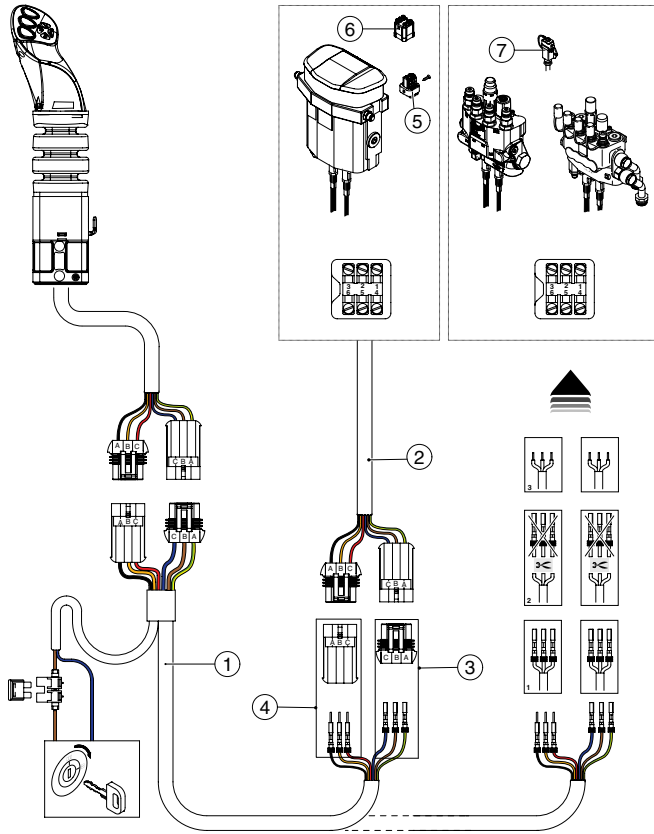


1. Tractor wiring harness	306273
2. Control valve wiring harness	306274
3. Male connector	306316
4. Female connector	306331
5. Male connector, 3-way	306320
6. Female connector, 3-way	306319
7. Male connector, 4-way	306322
8. Female connector, 4-way	306321

1. Tractor wiring harness	306273
2. Control valve wiring harness	306275
3. Male connector	306316
4. Female connector	306331
5. Male connector, 3-way	306320
6. Female connector, 3-way	306319
7. Male connector, 4-way	306322
8. Female connector, 4-way	306321

4 functions

6 functions



1. Tractor wiring harness	525488
2. Control valve wiring harness	306275
3. Male connector, 3-way	306320
4. Female connector, 3-way	306319
5. Male electrical connector	306316
6. Female electrical connector	306331
7. Male electrical connector	306342

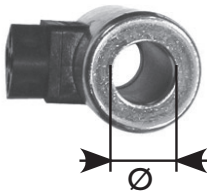



1. Tractor wiring harness	525488
2. Control valve wiring harness	306275
3. Male connector, 3-way	306320
4. Female connector, 3-way	306319
5. Male electrical connector	306316
6. Female electrical connector	306331
7. Male electrical connector	306342

3rd function solenoid valve

Reference	Specifications	Illustration
305725	MX 200 / 400	
305789 or 305775 + 334043	MX 4085 / 6000* MX 4085M / 6000M	 unitary solenoid valve unit  pressure limiter unit  Standalone solenoid valve unit
305789 or 305775 + 334043	MX 60 to 155	 unitary solenoid valve unit  pressure limiter unit  Standalone solenoid valve unit
503215	MX T06 / T400	





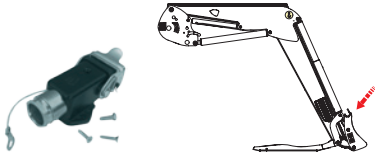



* If solenoid valve with unitary feed limiter block

Solenoids







Reference	Specifications	Illustration
		
306371	Ø 19 mm	
306372 replaced by 326629	Ø 22 mm	
326629	Ø 23 mm	

Reference	Specifications	Illustration
506768	Ø 25.6 mm	
306373	Ø 31 mm	










Connectors - Solenoid valve plug - Switch

Reference	Name	Illustration
306316	Male connector	
306331	Female connector	
312793	Male connector, Mach 90/92	
312794	Female connector, Mach 90/92	
306342	Implement male plug	
306341	Implement female plug	
306238	Solenoid valve plug	
306241	Complete switch - 3 function elect. kit (push button)	

Rear hitching

Reference	Name	Illustration
306767	Weld-on bolt	<p>Ø 46 mm</p> 
310964	Locking kit for standard bolt	
309815	Hitching unlocking: Cable + handle	
307166	Hitching unlocking: Adjustable cable	
307168	Hitching unlocking: Cable L: 1620 mm	
307169	Hitching unlocking: Cable L: 2270 mm	

7. PAINT

Reference	Name	Colour
528684	Technic Range (T410, U310, C3, Multimass, ...) Titanium grey	
530333	Technic Range (T410, U310, C3, Multimass, ...) Titanium grey	
508727	Technic Range (T10, U10) Silver grey	
522411	Technic Range (T10, U10) Silver grey	
308232	Compact Range +, Utility 09, Technic (MX100, ...)	
518356	Compact Range +, Utility 09, Technic (MX100, ...)	
308233	Implements, front linkages, brackets, rams, crank connecting rods, PO frame (TECHNIC Range T series)	
518357	Implements, front linkages, brackets, rams, crank connecting rods, PO frame (TECHNIC Range T series)	
518358	RED range (40-85, etc.)	

8. GENERAL CONDITIONS OF SALE

MX Service commercial Magasin Atelier News

Etats et commandes de pièces

Votre nouvelle commande

Ajouter une pièce au panier :

Référence :

Référence	Désignation	Prix HT	Qte	Total
Total HT 0,00€				
TVA 0,00€				
Total TTC 0,00€				

Rechercher sur un éclaté Ouvrir votre carnet de commande

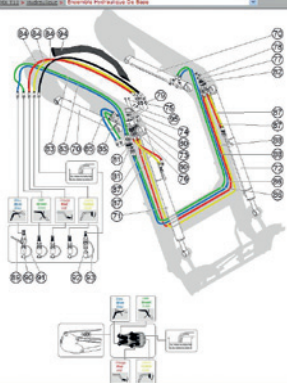
MAGASIN

Service commercial Magasin Atelier News

Dernière mise à jour le 04/06/2010 - Copyright MX 2005 - Site réalisé par la société GTM

MX 2

Menu principal



Ref	Description
333332	VERIN DE LÉVAGE Ø 40 x 1
333333	VERIN DE LÉVAGE Ø 40 x 2
333334	VERIN DE LÉVAGE Ø 40 x 3
333335	BLOC LUBRIFIANT DE RESSORTS
333336	BLOC DE SERVO-MOTEUR
333337	VERIN Ø 40 x 10 x 1,50
333338	LAMPES VLS 12V 15W x 1
333339	OPTIMISATEUR CADUC
333340	BLOC DE DISTRIBUTION Ø 12
333341	BOUCHON Ø 12 x 20
333342	BLOC D'ARRÊT Ø 12 x 1,5
333343	BLOC D'ARRÊT Ø 12 x 1,5
333344	PURIFICATEUR Ø 12 x 1,5
333345	PURIFICATEUR Ø 12 x 1,5
333346	PURIFICATEUR Ø 12 x 1,5
333347	PURIFICATEUR Ø 12 x 1,5
333348	PURIFICATEUR Ø 12 x 1,5
333349	BOUCHON Ø 12 x 20
333350	BLOC D'ARRÊT Ø 12 x 1,5
333351	BLOC D'ARRÊT Ø 12 x 1,5
333352	BLOC D'ARRÊT Ø 12 x 1,5
333353	BLOC D'ARRÊT Ø 12 x 1,5
333354	BLOC D'ARRÊT Ø 12 x 1,5
333355	BLOC D'ARRÊT Ø 12 x 1,5
333356	BLOC D'ARRÊT Ø 12 x 1,5
333357	BLOC D'ARRÊT Ø 12 x 1,5
333358	BLOC D'ARRÊT Ø 12 x 1,5
333359	BLOC D'ARRÊT Ø 12 x 1,5
333360	BLOC D'ARRÊT Ø 12 x 1,5
333361	BLOC D'ARRÊT Ø 12 x 1,5
333362	BLOC D'ARRÊT Ø 12 x 1,5
333363	BLOC D'ARRÊT Ø 12 x 1,5
333364	BLOC D'ARRÊT Ø 12 x 1,5
333365	BLOC D'ARRÊT Ø 12 x 1,5
333366	BLOC D'ARRÊT Ø 12 x 1,5
333367	BLOC D'ARRÊT Ø 12 x 1,5
333368	BLOC D'ARRÊT Ø 12 x 1,5
333369	BLOC D'ARRÊT Ø 12 x 1,5
333370	BLOC D'ARRÊT Ø 12 x 1,5
333371	BLOC D'ARRÊT Ø 12 x 1,5
333372	BLOC D'ARRÊT Ø 12 x 1,5
333373	BLOC D'ARRÊT Ø 12 x 1,5
333374	BLOC D'ARRÊT Ø 12 x 1,5
333375	BLOC D'ARRÊT Ø 12 x 1,5
333376	BLOC D'ARRÊT Ø 12 x 1,5
333377	BLOC D'ARRÊT Ø 12 x 1,5
333378	BLOC D'ARRÊT Ø 12 x 1,5
333379	BLOC D'ARRÊT Ø 12 x 1,5
333380	BLOC D'ARRÊT Ø 12 x 1,5
333381	BLOC D'ARRÊT Ø 12 x 1,5
333382	BLOC D'ARRÊT Ø 12 x 1,5
333383	BLOC D'ARRÊT Ø 12 x 1,5
333384	BLOC D'ARRÊT Ø 12 x 1,5
333385	BLOC D'ARRÊT Ø 12 x 1,5
333386	BLOC D'ARRÊT Ø 12 x 1,5
333387	BLOC D'ARRÊT Ø 12 x 1,5
333388	BLOC D'ARRÊT Ø 12 x 1,5
333389	BLOC D'ARRÊT Ø 12 x 1,5
333390	BLOC D'ARRÊT Ø 12 x 1,5
333391	BLOC D'ARRÊT Ø 12 x 1,5
333392	BLOC D'ARRÊT Ø 12 x 1,5
333393	BLOC D'ARRÊT Ø 12 x 1,5
333394	BLOC D'ARRÊT Ø 12 x 1,5
333395	BLOC D'ARRÊT Ø 12 x 1,5
333396	BLOC D'ARRÊT Ø 12 x 1,5
333397	BLOC D'ARRÊT Ø 12 x 1,5
333398	BLOC D'ARRÊT Ø 12 x 1,5
333399	BLOC D'ARRÊT Ø 12 x 1,5
333400	BLOC D'ARRÊT Ø 12 x 1,5



MX 
RAISE YOUR EXPECTATIONS

Everyday:

> **MX Services Online** www.m-x.eu

Tel. +33 (0)2 99 62 28 87

Fax +33 (0)2 99 62 28 89

E-mail: spares@m-x.eu

19, rue de Rennes
B.P. 83221
FR-35690 ACIGNÉ
Tel.: +33 (0)2 99 62 52 60
Fax: +33 (0)2 99 62 50 22
E-mail: contact@m-x.eu
Website: www.m-x.eu